

# Haj Ali Camp Departures- Follow Up Call with IDPs

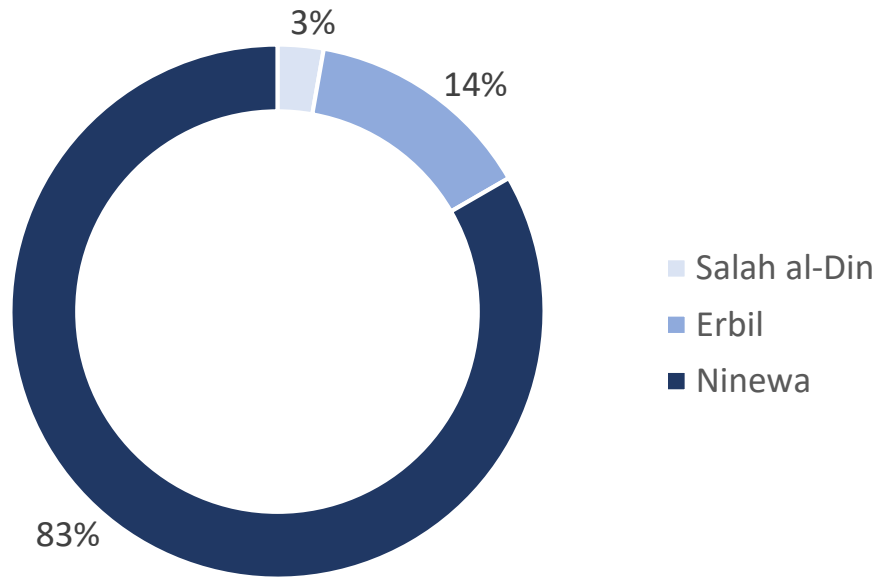
Sept 18, 2019



# Methodology

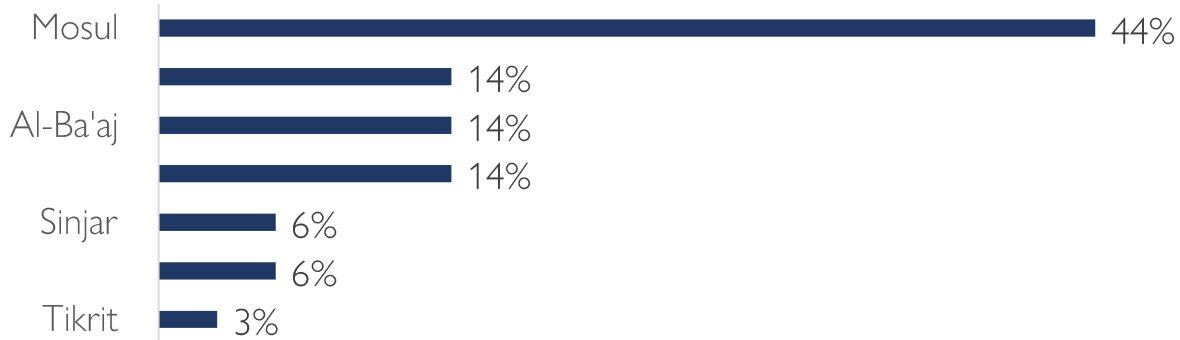
- This survey is representative of the list of 600 households having departed Haj Ali camp between the 4<sup>th</sup> and the 10<sup>th</sup> of September
  - Sampling technique used was simple random at a confidence level of 90% and a margin of error of 10%.
  - A NRR (non-response rate) of 10% was added as we anticipated some HHs would not answer their phone or refuse to answer the questionnaire.
  - Out of the 66 households were selected to be called
    - 38 answered, 2 of which mentioned that the HH was still in the camp
    - 28 could not be reached (invalid phone or no one answering)

# Household Location of Origin

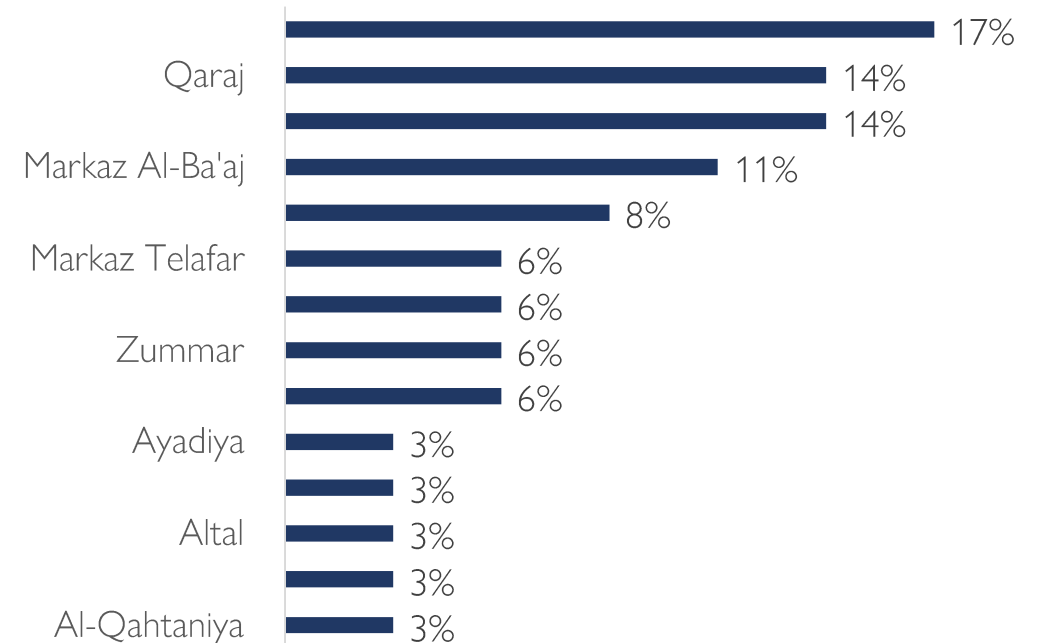


- Majority of households originally from Ninewa, mainly from Mosul
- Top three sub-districts of origin are Al-Muhalabiya (17%), Qaraj and Markaz Al-Ba'aj (14% each). Location of origin available in dataset, none was particularly prevalent

Distribution of HHs by district of origin



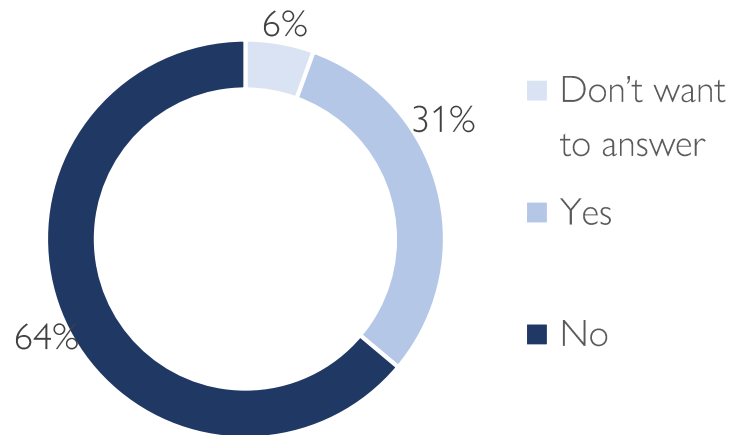
Distribution of HHs by sub district of origin



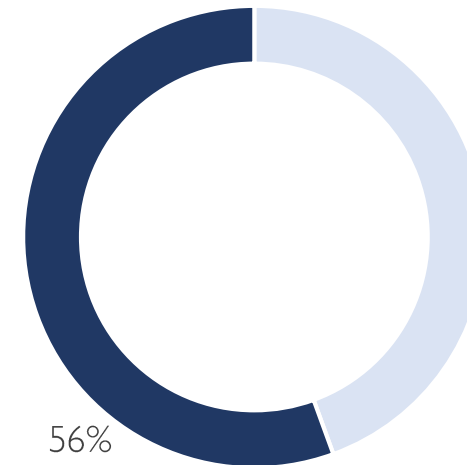
# Movement of Return

- 64% of respondents said they departed the camp involuntarily and 6% did not want to answer
- Slightly over half of households (56%) returned to their location of origin while the other 44% displaced to another location

Percentage of HHs who voluntarily departed camps



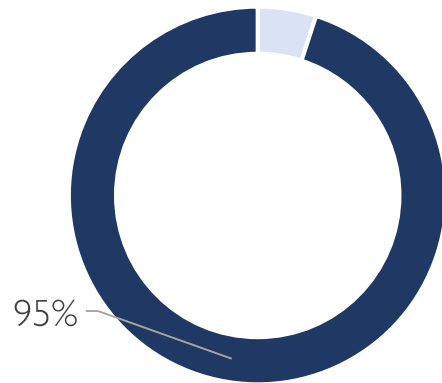
Percentage of HH who returned to location of origin



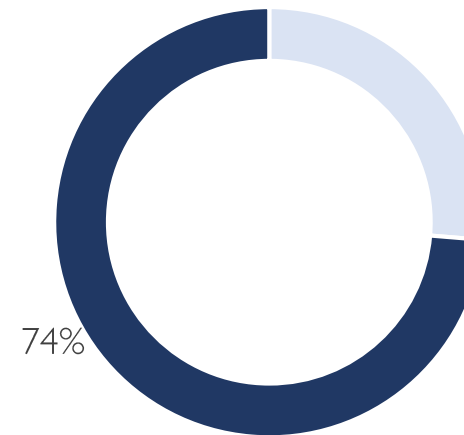
# Conditions in Location of Return/Origin

- 95% of those who returned to origin returned to their habitual residence, however 74% of the latter returned to a destroyed residence
- Half those who returned home mentioned fearing eviction, likely due to tribal issues or perceived affiliation

Percentage of HH returned to location of origin and to their habitual residence



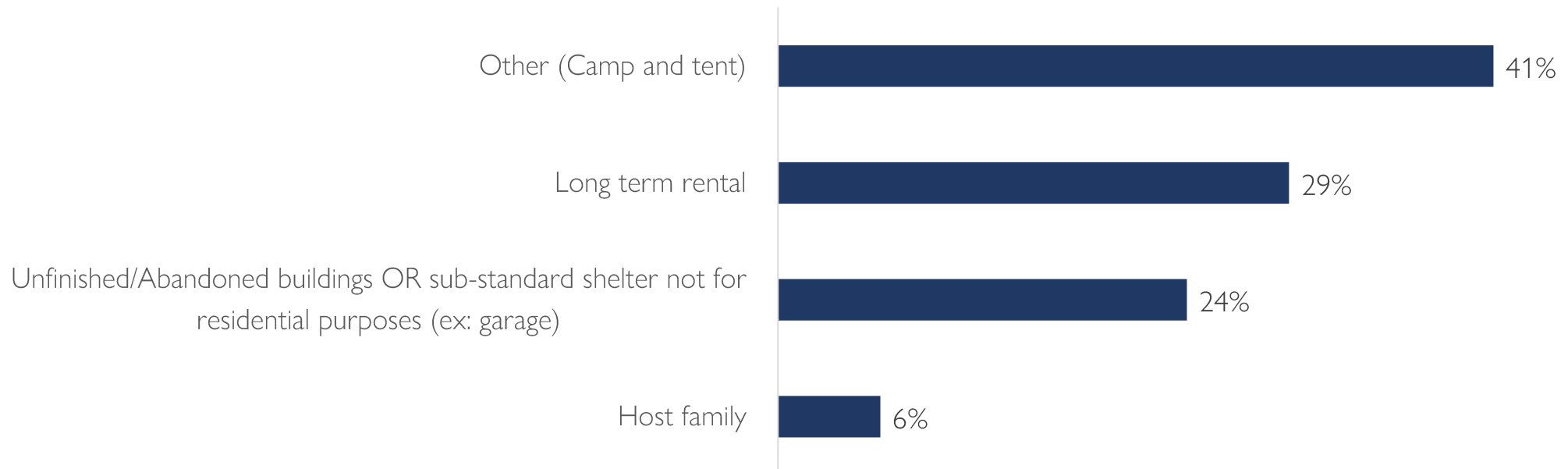
Percentage of HH whose habitual residence is destroyed



# Conditions in New Location of Displacement

- 41% of those who did not return home reported staying in either camp or tent as shelter type, and 24% in unfinished/abandoned buildings
- 69% of the households expressed fear of eviction

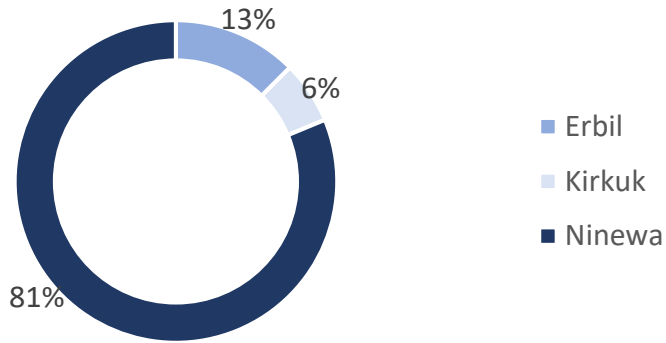
Current shelter type of those who did not return to the habitual residence, % HH



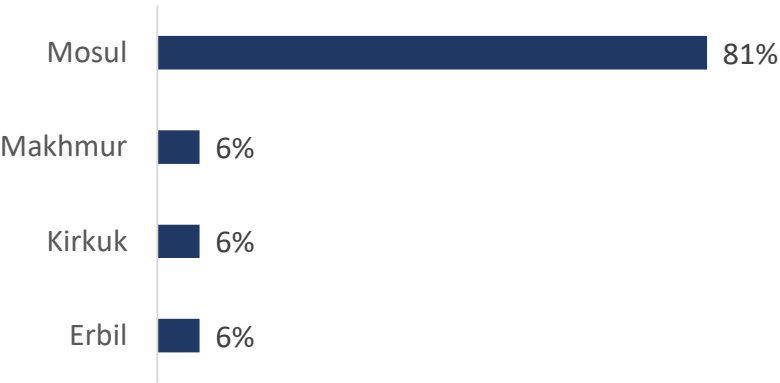
# New Locations of Displacement

- 81% of those who did not return to location of origin displaced to Ninewah, 13% to Erbil and 6% to Kirkuk.
- Top sub districts of displacement are Al-Qayara, Markaz Mosul (38% each) and Qaraj (6%)

% of HH by current governorate of displacement and who have not returned to location of origin



% of HH by current district of displacement and who have not returned to location of origin



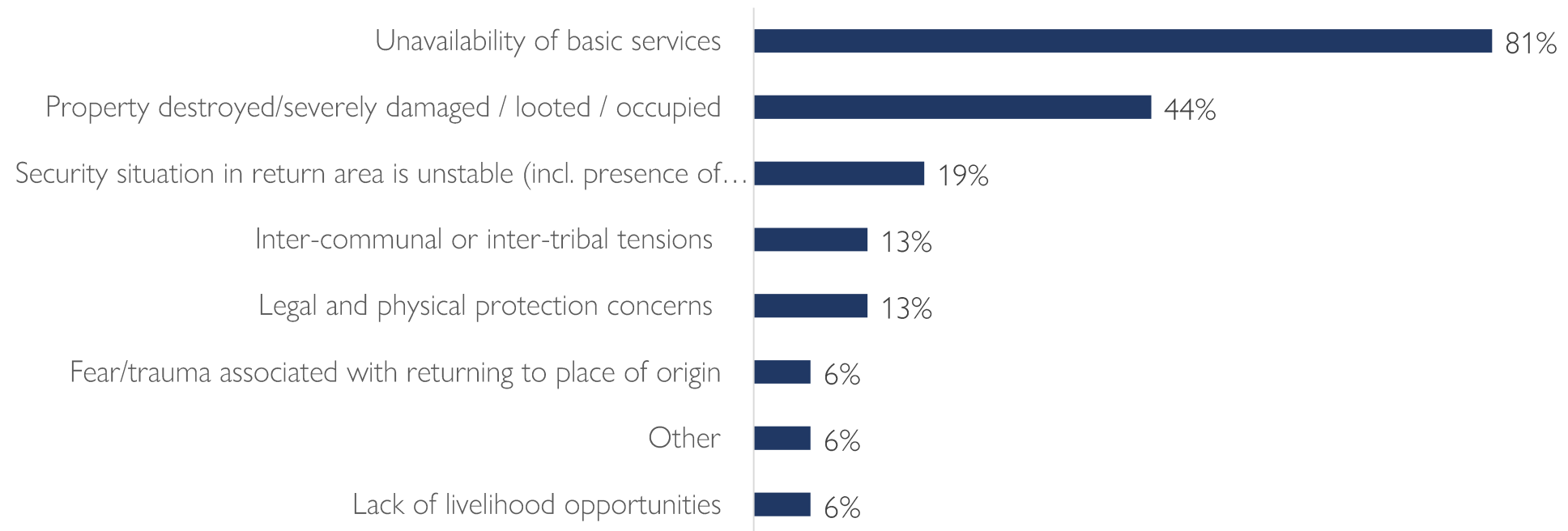
% of HH by current sub district of displacement and who have not returned to location of origin



# Reasons for not Returning to Origin

- Unavailability of basic services was reported main reason for not returning to location of origin by 81% of the 16 households, followed by housing condition and security situation (44%, 19%)

Reasons for not returning to location of origin, % HH reporting each reason

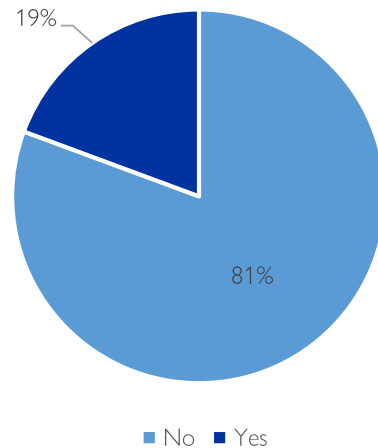




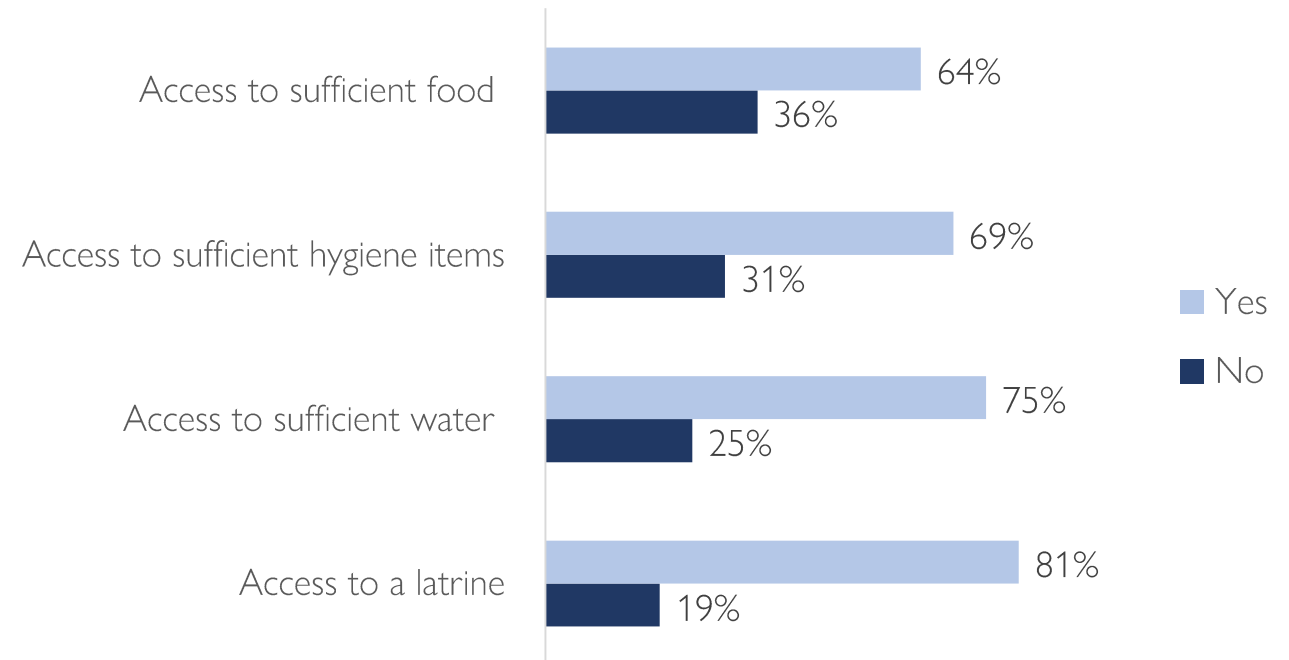
# Current Households Needs

- 81% of the households said they do not have any income source, the other 19% were having their income from either employment (57%) or social service (43%)
- About 1/3 of households reported some levels of immediate needs related to food and hygiene items, and to a lesser extent water and latrine; these HHs were both back in area of origin or still displaced
- 17% of HH reported need for medical assistance, generally for a chronic disease

HH reporting currently having an income source

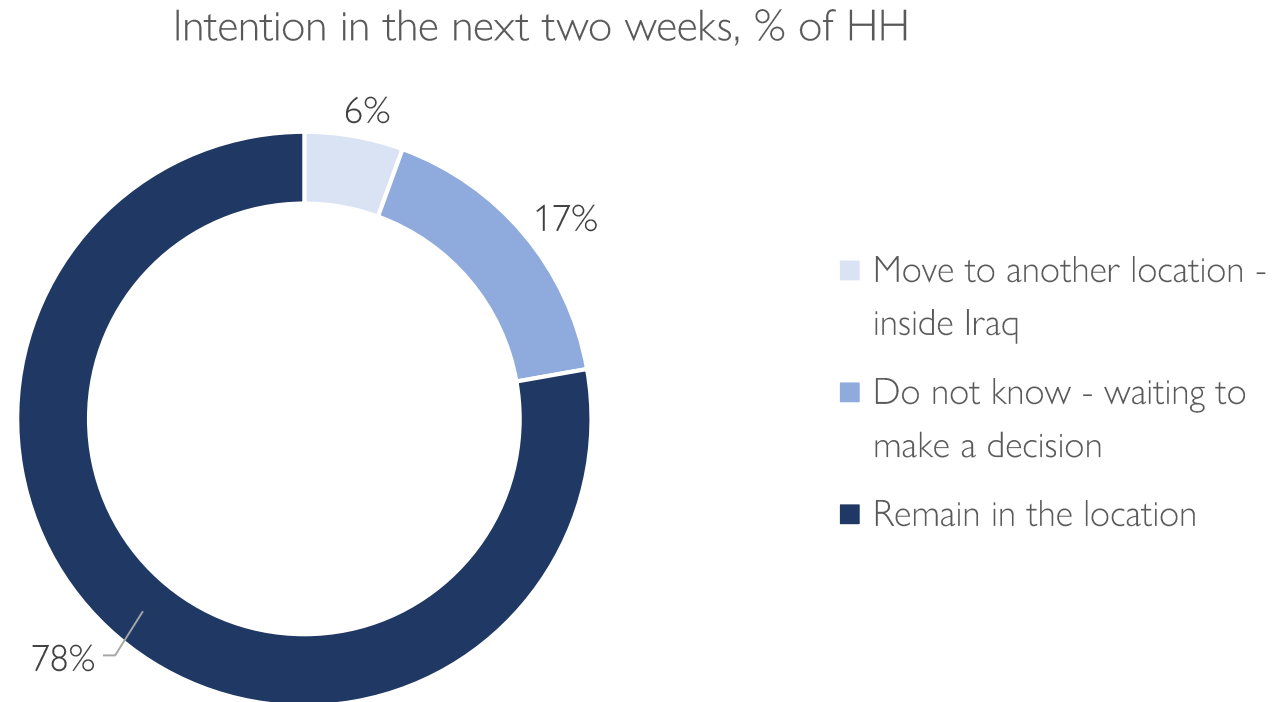


Access to basic needs, % of HH



# Intentions for next 2 weeks

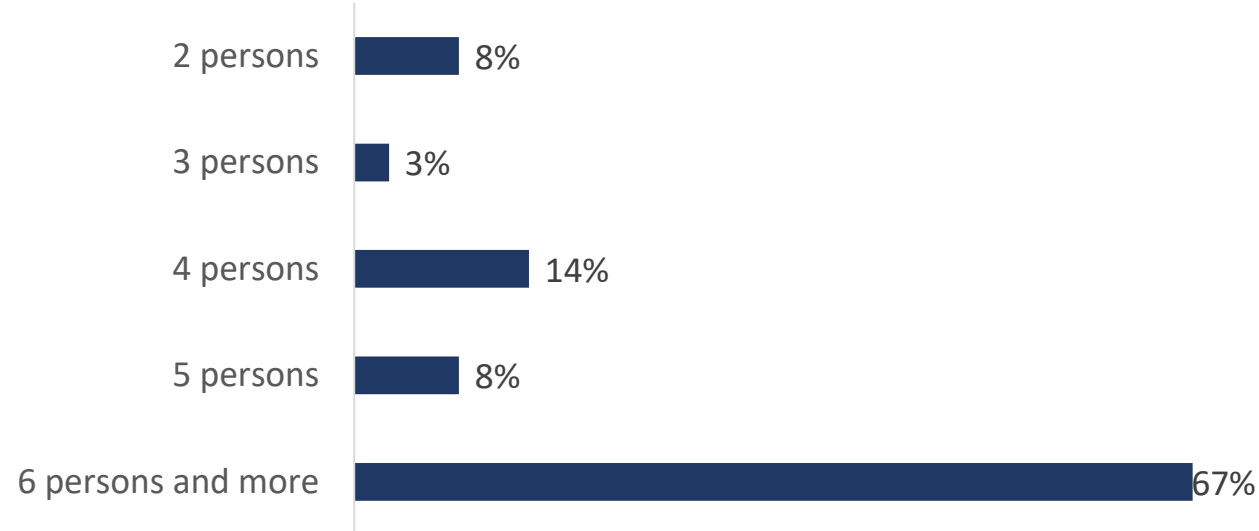
- 78% of the households want to remain in their current location for the next two weeks
- Another 17% were yet to make a decision
- 6% wanted to move to another location within Iraq



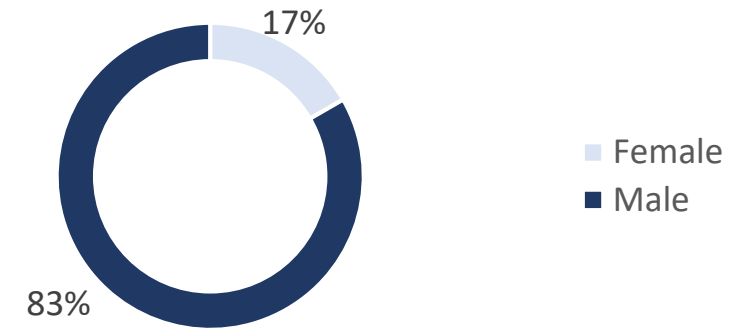
# Household Profile

- 67% of the households comprised of 6 persons or more
- 17% females-headed households
- 92% of HH departed as a whole
- The other 8% were either stayed in the camp (67%) or went to other location (33%)

Distribution of HHs by number of members



Distribution of Head of HH by sex



Distribution of HHs with whole HH departure

