

Note: Starting this round, some changes have been made to the terminology of shelter type, which will be reflected in all new products. You can find the details in the “Methodology” section at the end of this report. Please keep these changes in mind when comparing shelter types between this round (122) and the previous rounds.

Additionally, note that this round covered the three-month period between May and July 2021. This contrasts with previous rounds which covered two-month periods. As such, comparative analysis related to data from this round and previous rounds should be observed bearing in mind the different lengths of reporting periods.

HIGHLIGHTS

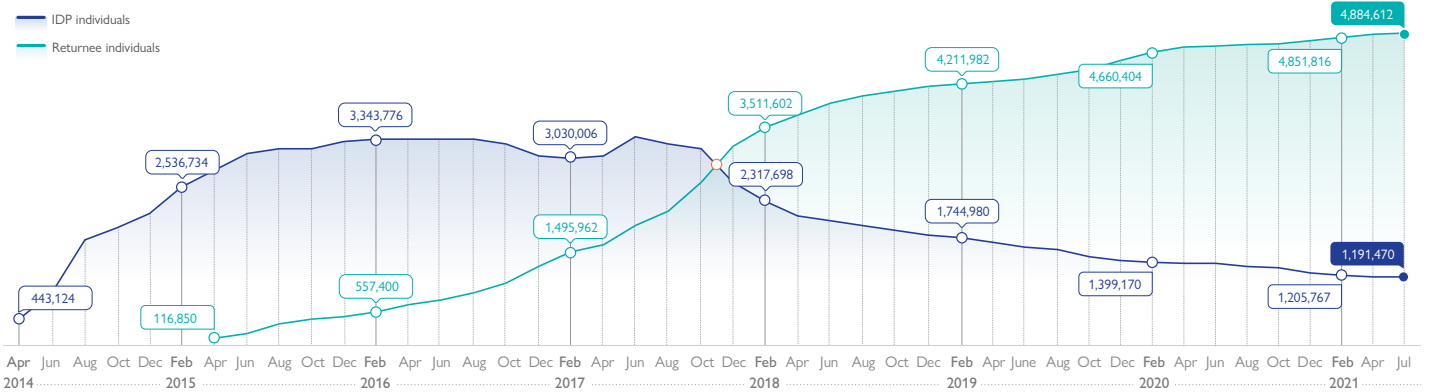


Figure 1. Number of IDPs and returnees over time

Data collection for Round 122 took place between 1 May and 31 July 2021. As of 31 July 2021, DTM identified 4,884,612 returnees (814,102 households), dispersed across 8 governorates, 38 districts, and 2,162 locations in Iraq. A total of 17,562 new returnees were recorded between May and July 2021. While this is a higher return figure than the one recorded in the previous March-April 2021 reporting period (15,234), in part due to the longer reporting period, it remains one of the lowest return rates since 2015. This low return rate in the May-July 2021 period may be attributable to a combination of the security situation as well as reduced movements during the Ramadan and Eid periods between April and May 2021. Additionally, the low return rate may also be due to the drought that is taking place in rural areas across the country, with IDPs unable to return due to risks of facing water shortages – especially those who originate from Ninewa governorate’s districts of Hatra and Al-Ba’aj. The most common governorates that individuals returned to between May and July 2021 include Ninewa (where

8,946 new individuals were recorded), Salah al-Din (4,194), Anbar (1,662), Diyala (1,614), and Kirkuk (936).

Additionally, during the May-July 2021 period, DTM identified a total of 1,191,470 IDPs (204,653 households), dispersed across 18 governorates, 105 districts, and 2,855 locations. This represents an overall decrease of 7,470 IDPs since the March-April 2021 period. This is a larger decrease than what was recorded between the periods of March-April 2021 and January-February 2021 (6,827), again due in part to the longer reporting period of this round. Regarding IDPs’ area of origin, consistent with the previous round, 56 per cent of the current caseload of IDPs come from Ninewa governorate (672,655), especially from the districts of Mosul (247,907 individuals), Sinjar (195,408), and Al-Ba’aj (92,449). The next highest shares of IDPs come from the governorates of Salah al-Din (139,082; 12% of the total caseload), Anbar (134,734; 11%), Kirkuk (76,732; 6%), and Diyala (72,163; 6%).

IDPs

1,191,470
Individuals

204,653
Households

18
Governorates

105
Districts

2,855
Locations

Returnees

4,884,612
Individuals

814,102
Households

8
Governorates

38
Districts

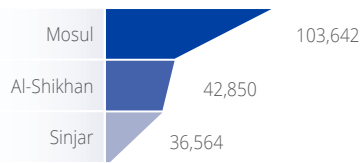
2,162
Locations

DISPLACEMENT OVERVIEW


The below graphs show (1) the number of IDPs in all governorates of displacement, (2) the number of IDPs in each main district as well as (3) the proportion of IDPs per governorate of origin for each governorate of displacement.

Ninewa 257,589 IDPs

▶ Three main districts of displacement

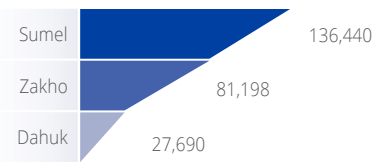


▶ Governorates of origin



Dahuk 250,437 IDPs

▶ Three main districts of displacement

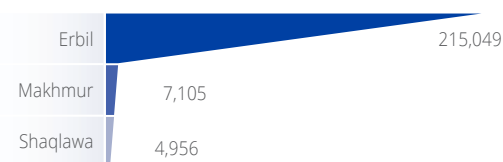


▶ Governorates of origin



Erbil 231,976 IDPs

▶ Three main districts of displacement

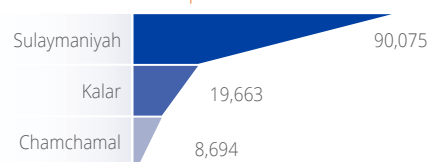


▶ Governorates of origin

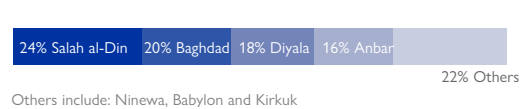


Sulaymaniyah 138,058 IDPs

▶ Three main districts of displacement

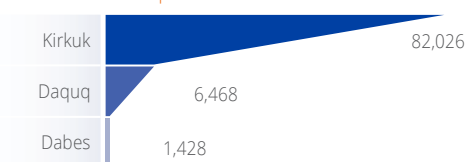


▶ Governorates of origin

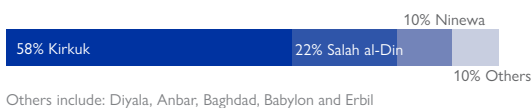


Kirkuk 90,486 IDPs

▶ Three main districts of displacement

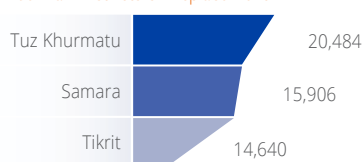


▶ Governorates of origin



Salah al-Din 58,752 IDPs

▶ Three main districts of displacement

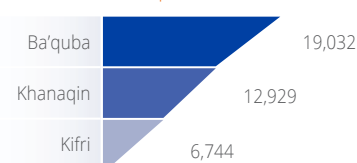


▶ Governorates of origin



Diyala 44,417 IDPs

▶ Three main districts of displacement

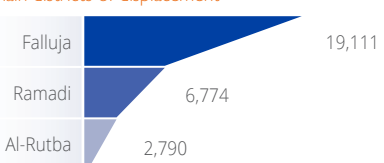


▶ Governorates of origin



Anbar 34,711 IDPs

▶ Three main districts of displacement



▶ Governorates of origin

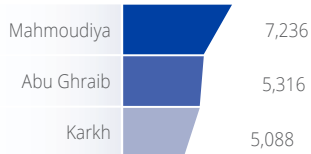


DISPLACEMENT OVERVIEW

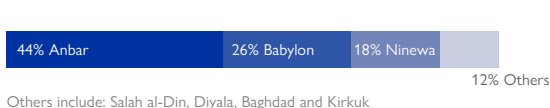
Baghdad

26,856 IDPs

▶ Three main districts of displacement




▶ Governorates of origin



Babylon

16,944 IDPs

▶ Three main districts of displacement




▶ Governorates of origin



Kerbala

11,754 IDPs

▶ Three main districts of displacement



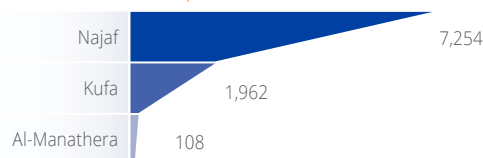
▶ Governorates of origin



Najaf

9,324 IDPs

▶ Three main districts of displacement



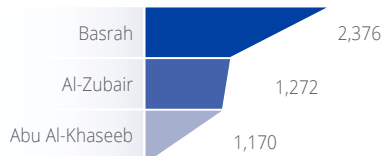
▶ Governorates of origin




Basrah

5,706 IDPs

▶ Three main districts of displacement



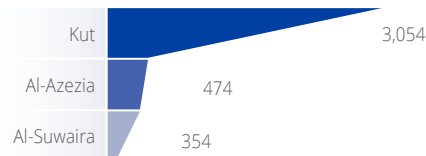
▶ Governorates of origin



Wassit

4,650 IDPs

▶ Three main districts of displacement



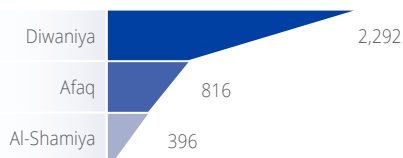
▶ Governorates of origin



Qadissiya

3,672 IDPs

▶ Three main districts of displacement



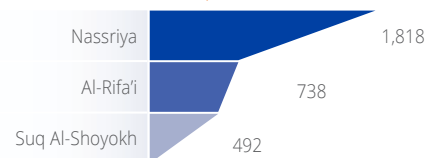
▶ Governorates of origin



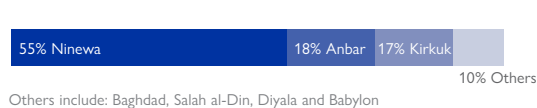
Thi-Qar

3,222 IDPs

▶ Three main districts of displacement



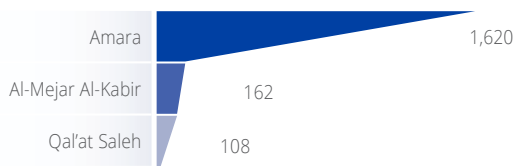
▶ Governorates of origin



DISPLACEMENT OVERVIEW

Missan 2,004 IDPs

▶ Three main districts of displacement



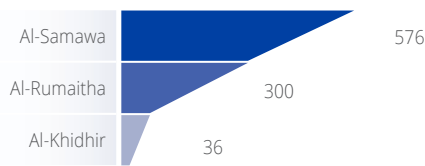
▶ Governorates of origin



Others include: Baghdad, Anbar, Diyala and Babylon

Muthanna 912 IDPs

▶ Three main districts of displacement



▶ Governorates of origin



Others include: Salah al-Din, Kirkuk and Diyala

IDP SITUATION UPDATE

Overall IDP figures: During May and July 2021, DTM identified 1,191,470 IDPs (204,653 households) dispersed across 18 governorates, 105 districts, and 2,855 locations in Iraq. This represents a decrease of 7,470 IDP individuals from the number counted in the March-April 2021 period. By far, the most significant decrease took place in Dahuk (-4,099; -2%), followed by Salah al-Din (-2,508; -4%) and Najaf (-1,152; -11%). Otherwise, increases in the number of IDPs individuals were recorded in the following three governorates: Sulaymaniyah (1,536; 1%), Baghdad (913; 4%), and Ninewa (518; 0%).

Recent IDP movements: Despite the overall decrease in the total caseload of IDPs across the country, 10,800 IDP individuals arrived in assessed location between May and July 2021. The majority of these new arrivals came from other locations of displacement (7,339; 68%), representing an increase in secondarily displaced individuals from the number counted in the March-April 2021 period (6,463). The highest number of secondary displacements were recorded in the governorates of Sulaymaniyah (1,344), Ninewa (1,128), Baghdad (1,242), and Dahuk (910).

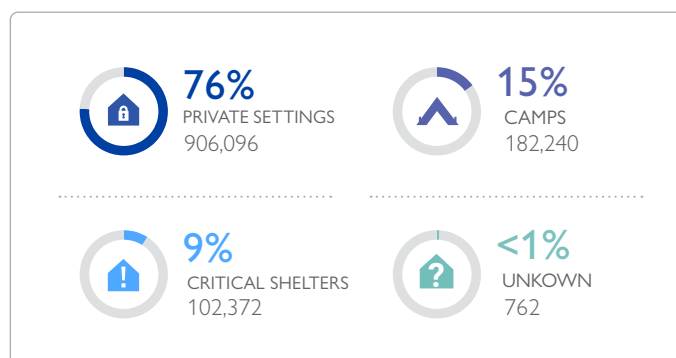
Additionally, in the May-July 2021 period, a total of 1,284 individuals were recorded as having become displaced from their area of origin for the first time, with almost all of this group arriving in Sulaymaniyah (1,182), while very small numbers were recorded in Erbil (78) and Diyala (18). Most of these IDPs fled from Baghdad (570), Diyala (216), Anbar (180), Salah al-Din (168), and Ninewa (102). Additionally, a total of 2,177 individuals failed to return to their governorate of origin and have had to re-displace again.

IDP areas of origin: Fifty-six per cent of the current caseload of IDPs come from Ninewa Governorate (672,655) especially from Mosul (247,907), Sinjar (195,408), and Al-Ba'aj (92,449). The second and third largest shares of IDPs come from the governorates of Salah al-Din (139,082) and Anbar (134,734). The top districts of origin within Salah al-Din governorate are Tuz Khurmatu (35,607), Balad (28,734) and Baiji (26,498), while within Anbar the top districts of origin include Ramadi (62,740), Falluja (45,305), Al-Ka'im (9,491), and Al-Rutba (5,409).

Shelter types: Across the country, 76 per cent of IDP individuals are living in private settings (906,096), 15 per cent are in camps (182,240), and 9 per cent (102,372) are in critical shelters. A decrease in the number of IDPs residing in camps was recorded in this round (-1,440). The most significant decreases took place in the governorates of Dahuk (-865), Ninewa (-280), Baghdad (-215), and Sulaymaniyah (-150). In this round the overall decrease in the number of IDPs residing in camps (-1,440) is significantly lower than the decreases recorded in the previous three rounds, as follows: March-April 2021 (-3,875), January-February 2021 (-17,795), and November-December

2020 (-47,400). The reason for significantly higher numbers of IDPs in camps residing in the previous rounds can be attributed to a number of IDP camps being closed or consolidated between October 2020 and January 2021. Between May and July 2021, at district level, the most significant decreases in the number of IDPs residing in camps was recorded in Sumel district (-645) in Dahuk governorate, followed by Mosul district (-615) in Ninewa governorate. Despite the overall net decrease in the number of IDPs residing in camps in this round, increases in the number of IDP individuals residing in them were recorded in the districts of Al-Shikhan and Falluja, at 340 and 85 respectively. Furthermore, in May-July 2021, a total of 102,372 IDPs were recorded as living in critical shelters, amounting to nine per cent of the nation's caseload. Between 30 April 2021 and 31 July 2021, a reduction of 2,250 in IDPs in critical shelters took place across the country. At governorate level, the highest number of IDPs living in shelters in critical condition is in Dahuk with 21,588, representing a significant decrease (-4,464) in the number recorded in the previous March-April 2021 period. Significant numbers of IDPs also reside in critical shelters in Anbar with 20,820 (306 more than the last round), Ninewa with 20,040 (408 more than the last round), Salah al-Din with 16,350 (648 fewer than the last round), as well as Kirkuk with 9,174 (96 more than the last round). Districts hosting the highest number of IDPs living in shelters in critical condition include Sumel (17,550) in Dahuk - despite a significant decrease since March-April 2021 (-3,498). Significant numbers of IDPs in critical shelters are also in Falluja district (15,576) in Anbar governorate, Kirkuk district (8,310) in Kirkuk governorate, as well as Samarra district (7,254) in Salah al-Din governorate. Additionally, across the country, there is a total of 84 locations where all IDPs are living in critical shelters, with the highest numbers recorded in the districts of Falluja (16 locations), followed by Erbil (5 locations) in Erbil, and Al-Shikhan in Ninewa (4).

Figure 2. IDP shelter types

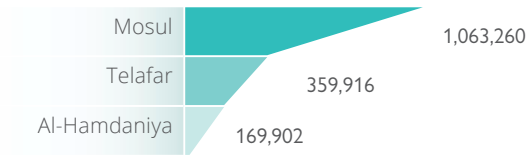


RETURNS OVERVIEW

The below graphs show (1) the number of returnees in all governorates of origin, (2) the number of returnees in each main district and (3) the proportion of returnees per governorate of last displacement for each governorate of origin.

Ninewa 1,920,360 Returnees

▶ Three main districts of return



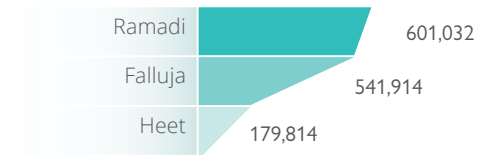
▶ Governorates of last displacement



Others: Najaf, Kerbala, Baghdad, Babylon, Kirkuk, Wassit, Sulaymaniyah, Salah al-Din, Basrah, Missan, Qadissiya, Thi-Qar, Muthanna, Diyala and Anbar

Anbar 1,511,658 Returnees

▶ Three main districts of return




▶ Governorates of last displacement



Others: Kirkuk, Sulaymaniyah, Babylon, Salah al-Din, Dahuk, Kerbala, Ninewa and Diyala

Salah al-Din 715,710 Returnees

▶ Three main districts of return



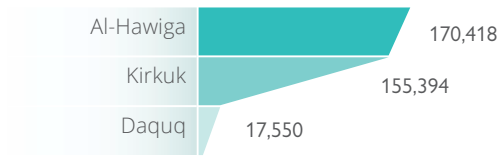
▶ Governorates of last displacement



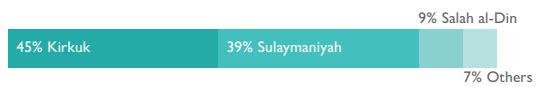
Others: Ninewa, Sulaymaniyah, Baghdad, Dahuk, Basrah, Kerbala, Najaf, Diyala, Missan, Babylon, Thi-Qar and Wassit

Kirkuk 350,598 Returnees

▶ Three main districts of return



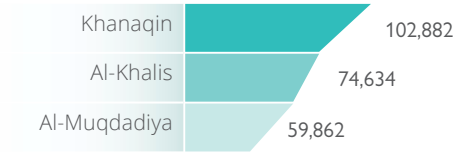
▶ Governorates of last displacement



Others: Erbil, Ninewa, Baghdad and Babylon

Diyala 238,878 Returnees

▶ Three main districts of return



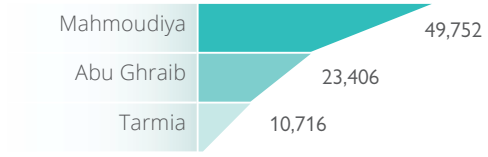
▶ Governorates of last displacement



Others: Baghdad, Erbil and Kerbala

Baghdad 91,638 Returnees

▶ Three main districts of return



▶ Governorates of last displacement



Others: Sulaymaniyah, Kerbala and Missan

Erbil 55,002 Returnees

▶ Three main districts of return



▶ Governorates of last displacement



Dahuk 768 Returnees

▶ Three main districts of return



▶ Governorates of last displacement



RETURNS OVERVIEW

RETURNEE SITUATION UPDATE

Overall return figures: Between May and July 2021, DTM identified a total of 4,884,612 returnees (814,102 households) across 8 governorates, 38 districts, and 2,162 locations across the country. A total of 17,562 new returnee individuals were recorded in the period between May and July 2021. While this is marginally higher than the number of new returnees recorded in the previous round between March-April (15,234), it is lower than the rounds prior to this: January-February 2021 (20,250), November-December 2020 (49,152), and September-October 2020 (38,364) – noting that these rounds covered shorter periods of two months only. It is also one of the lowest return rates per round that has been recorded since 2015. This low return rate compared to previous rounds is partially attributable to the closure and consolidation of camps that mainly took place between September and December 2020, and the subsequent increase in returns during that time.^{1,2}

Governorates with the highest number of overall returnees include Ninewa (1,920,360 with 8,946 new returnees since the last round), Anbar (1,511,658 with 1,662 new since the last round), and Salah al-Din (715,710 with 4,194 new since the last round). During the May-July 2021 period, DTM recorded a total of 6,186 returnee individuals who arrived from camps. The majority of this group returned to Ninewa governorate (4,362), with most of this group arriving to the Mosul district (3,276) as well as Sinjar (570) and Al-Ba'aj (300). A significant number of individuals also returned to Salah al-Din governorate (1,164), who mainly arrived to the district of Tuz Khurmatu (1,032). Smaller numbers who came from camps also arrived to Erbil governorate (480) – all of whom arrived to Makhmur district. An additional 180 returnees arrived to Anbar governorate, most of whom arrived to Falluja district (150).

Furthermore, between May and July 2021, returns took place to two locations within Salah al-Din governorate's Tuz Khurmatu district, which had previously witnessed no returns. Additionally, in this round, three locations were identified as having received no returnees to date, which means that no families originating from these locations have returned. Two of these locations are in Diyala governorate, within the districts of Al-Khalis and Khanaqin, while the third location is in Ninewa governorate's district of Mosul. The reasons for no returns having taken place to these locations predominantly relate to security concerns.

District level figures: As with the last two rounds, Mosul in Ninewa governorate remains the district with the highest number of returnees with 1,063,260 individuals (22% of the total caseload), of whom 5,658 were recorded as arriving in this round. Additionally, Ramadi district in Anbar governorate has the second highest number of returnees (601,032; 12%), of whom 432 were recorded as arriving in this round, while Falluja in the same governorate also has received a high number (541,914; 11%), of whom 150 arrived in this round. Otherwise, a

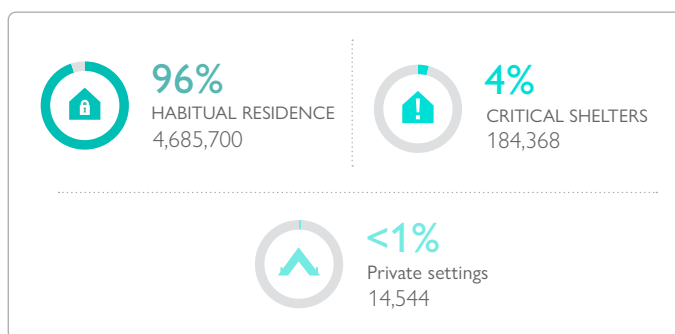
significant number of individuals have also returned to the district of Telafar in Ninewa governorate (359,916; 7%), of whom 1,980 arrived in this round. Additionally, a significant number of returnees were recorded as arriving to Salah al-Din governorate's districts of Tuz Khurmatu (2,862) and Khanaqin (1,362), as well as Ninewa governorate's district of Sinjar (1,044) and Anbar governorate's district of Al-Ka'im (894).

Shelter types: In the May-July 2021 period, the majority of new returnees (77,442) were identified as arriving to their residence of origin, bringing the overall number in this shelter type to 4,685,700 (96% of all returnees). Additionally, 3,942 returnees arrived to shelters in critical condition, taking the total number residing in them to 184,368 (4% of all returnees). Otherwise, in this round, 63,822 fewer returnees were identified as residing in private settings, bringing the total in this shelter type to 14,544 (<1%).

The highest number of returnee individuals living in shelters in critical condition are in Ninewa governorate (56,616, amounting to 31% of all returnees residing in this shelter type), especially in the districts of Mosul (32,196), Sinjar (8,112), and Telafar (6,228). In addition, a further 52,332 returnee individuals live in critical shelters in Salah al-Din governorate (28%), with most of this group spread across three districts: Baiji (15,096), Tikrit (14,328), and Al-Shirqat (9,174). A high number of returnee individuals living in critical shelters was also recorded in Anbar governorate (42,072; 23%), with this group mainly located in the districts of Falluja (13,134), Ramadi (14,064), and Al-Ka'im (9,666).

Overall, in the May-July 2021 period, nine locations were identified where all returnees (totaling 2,592 individuals) are residing in shelters in critical condition. This represents a decrease from the number recorded in the March-April 2021 period (5,136). Three of these locations are in Salah al-Din governorate (where 852 returnees reside in shelters in critical condition), while a further two of these locations are in Anbar governorate (where 1,134 returnees reside). An additional two locations are in Ninewa governorate (where 324 returnees reside), and one location are in each of Kirkuk and Diyala (where respectively 180 and 102 returnees reside).

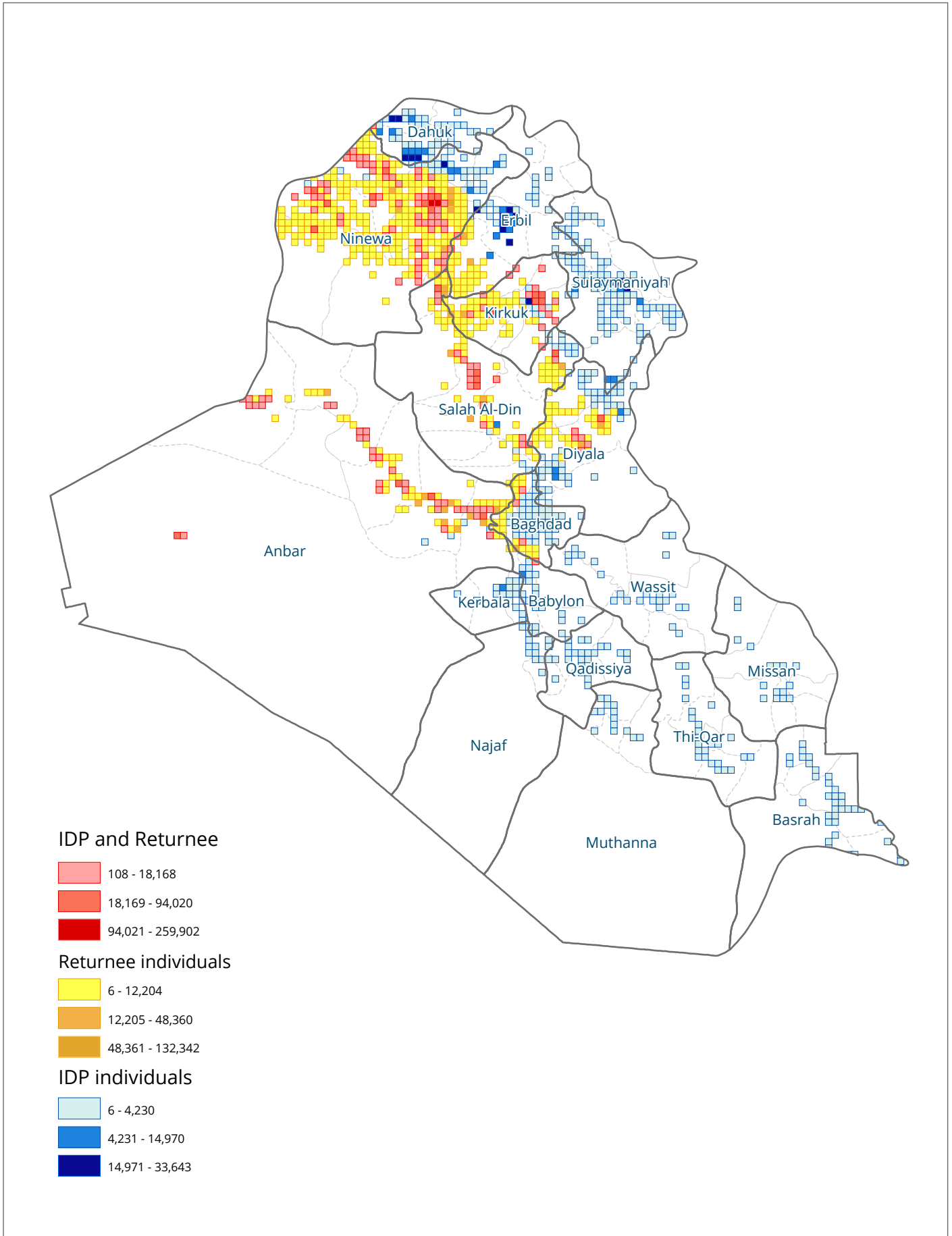
Figure 3. Returnee shelter types



¹ Between September 2020 and February 2021, DTM implemented an Emergency Tracking exercise that tracked the movements of IDPs from camps to other locations following the closure or re-classification of camps. Products are available at this link: <http://iraqdtm.iom.int/ldpMovements#Camp>

² In January 2020, IOM Iraq published a report: *Protracted Displacement in Iraq: Revisiting Categories of Return Barriers*. The report draws on a range of secondary data sources to inform a categorization framework highlighting the different types of barriers that IDPs face in returning home. The report is available at this link: <https://iraq.iom.int/publications/protracted-displacement-iraq-revisiting-categories-return-barriers>

Map 1. Presence of IDPs and returnees



METHODOLOGY

IOM's DTM aims to monitor displacement and provide accurate data about the IDP and returnee populations in Iraq. Data is collected through IOM's Rapid Assessment and Response Teams (RARTs), composed of over 100 staff members deployed across Iraq. Data collection for Round 118 took place during the months of September and October 2020 across 18 governorates.

Data from the IDP Master List and Returnee Master List is gathered through a well-established large network of over 9,500 key informants that includes community leaders, mukhtars, local authorities and security forces. Additional information is gathered from government registration data and partner agencies.

IOM RARTs collect Master List data continuously and report it bi-monthly. However, limited access due to security issues and other operational constraints can affect information-gathering activities. The variation in displacement figures observed between different reporting periods, in addition to true variation of the population figures, may be influenced by other factors such as the continuous identification of previously displaced groups and the inclusion of data on secondary displacements within Iraq.

The displaced populations are identified through a process of collection, verification, triangulation and validation of data. IOM continues to closely coordinate with federal, regional and local authorities to maintain a shared and accurate understanding of displacement across Iraq.

To facilitate analysis, this report divides Iraq into three regions: the Kurdistan Region of Iraq (KRI) includes Dahuk, Sulaymaniyah and Erbil Governorates; the South includes Basrah, Missan, Najaf, Thi-Qar, Qadissiya and Muthana Governorates; and the Central North includes Anbar, Babylon, Baghdad, Diyala, Kerbala, Kirkuk, Ninewa, Salah al-Din and Wassit Governorates.

Calculations used to determine the number of individuals:

The number of individuals is calculated by multiplying the number of households by six, the average size of an Iraqi household as per governmental statistics, for all out-of-camp IDPs and returnees. Since the July-August 2020 period (Round 117), the number of individuals for in-camp IDPs has been calculated by multiplying the number of households by five, which is the average household size consistent with data from the Iraq Camp Coordination and Camp Management (CCCM) Cluster since 2018. For the most accurate and up-to-date information on out-of-camp IDPs, please refer to the [CCCM Cluster website](#).

In all Master List rounds prior to Round 117 (July-August 2020), the number of in-camp IDPs was calculated by multiplying the number of households by six. Since the calculation methodology is consistent between Rounds 117 to 120, comparative analysis between these four datasets will not be affected. However, it should be noted that comparing the number of in-camp IDPs between Rounds 117 to 120 with any previous rounds will be affected by the change in the revised calculation methodology.

The methodology uses the following definitions:

The DTM considers as Internally Displaced Persons (IDPs) all Iraqis who were forced to flee from 1 January 2014 onwards and are still displaced within national borders at the moment of the assessment.

The DTM considers as returnees all those displaced since January 2014 who have returned to their location of origin, irrespective of whether they have returned to their former residence or to another shelter type. The definition of returnees is not related to the criteria of returning in safety and dignity, nor with a defined durable solutions strategy.

The location is defined as an area that corresponds either to a village for rural areas or a neighbourhood for urban areas (i.e. fourth official administrative division).

Changes to shelter terminology in the Master List Round 122:

In this round, changes have been made to the terminology of shelter types that IDPs and returnees reside in, which are reflected in all new Master List Round 122 products. Changes include adjustments to provide clarity on terminologies for critical shelter types as distinct from displacement site types, ensuring alignment with the Iraq Camp Coordination and Camp Management (CCCM) Cluster Technical Note on Informal Sites Definition for Iraq (September 2020).³ As such, comparative analysis related to the number of IDPs and returnees residing in different types of shelter between this round (122) and previous rounds are affected by these changes. Additional changes have also been made in this round, which are detailed below.

³ The technical note is available here: <https://www.humanitarianresponse.info/en/operations/iraq/document/cccm-cluster-technical-note-informal-sites-definition-iraq-sep-2020%20>

Changes to shelter types in which IDPs and returnees reside include:

- “Informal settlements” have been replaced with “Tents/caravans/makeshift shelters/mud or block house”
- “Non-residential structures” have been replaced with “Other critical shelters”
- “Collective shelters” have been replaced with “Public buildings or collective shelters”

Changes to shelter types in which returnees only reside include:

- “Habitual residence” has been replaced with “Residence of origin”
- “Rental” has been removed

Change to a shelter types in which IDPs only reside include:

- “Rental” has been replaced with “Apartment/house (not owned)”

A summary of the types of shelters referred to in this report is as follows. Residence of origin is the same residence in which returnees lived prior to displacement. Shelters in critical condition, for returnees, include residences of origin (uninhabitable), tent/caravan/makeshift shelter/mud or brick house, unfinished/abandoned building, public buildings or collective shelters, religious buildings, or school buildings. For IDPs, shelters in critical condition include those listed above for returnees except for residences of origin, as well as apartment/houses that are not owned or are uninhabitable.

IOM DISCLAIMER

The information contained in this report is for general information purposes only. Names and boundaries on DTM information products do not imply official endorsement or acceptance by IOM. The information in the DTM portal is the result of data collected by IOM field teams and complements information provided and generated by governmental and other entities in Iraq. IOM Iraq endeavors to keep this information as up to date and accurate as possible, but makes no claim —expressed or implied— on the completeness, accuracy and suitability of the information provided through this report. Challenges that should be taken into account when using DTM data in Iraq include the fluidity of the displaced population movements along with repeated emergency situations and limited access to large parts of the country. In no event will IOM be liable for any loss or damage, whether direct, indirect or consequential, related to the use of this report and the information provided herein.

For more information, visit iraqdtm.iom.int or contact the team at iraqdtm@iom.

IOM IRAQ



iraq.iom.int



iomiraq@iom.int

UNAMI Compound (Diwan 2),
International Zone,
Baghdad/Iraq



IOMIraq@



IOM Iraq thanks the U.S. Department of State, Bureau of Population, Refugees and Migration (PRM) for its continued support. IOM Iraq also expresses its gratitude to IOM Iraq’s Rapid Assessment and Response Team (RART) members for their work in collecting the data, often in very difficult circumstances; their tireless efforts are the groundwork of this report.

© 2021 International Organization for Migration (IOM)

No part of this publication may be reproduced, stored in a retrieval system, or transmitted in any form or by any means, electronic, mechanical, photocopying, recording or otherwise without the prior written permission of the publisher.