

HIGHLIGHTS

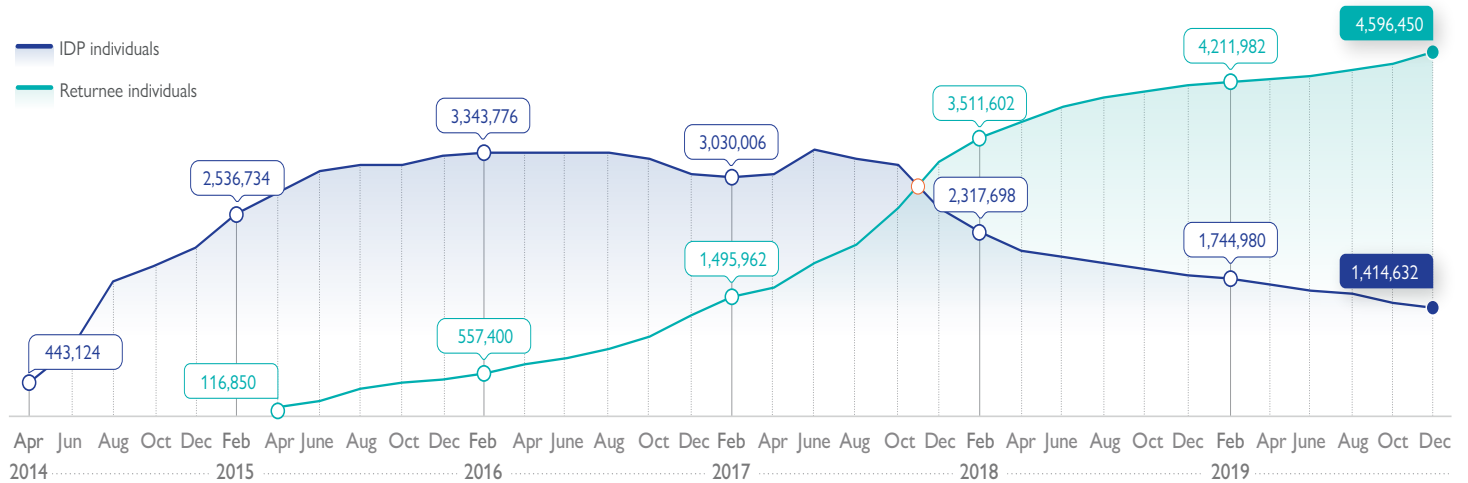


Figure 1. Number of IDPs and returnees over time

Data collection for the Master List Report 113 took place during the months of November and December 2019. As of 31 December 2019, DTM identified 1,414,632 IDPs (235,772 households) dispersed across 18 governorates, 104 districts and 3,041 locations in Iraq, a decrease of 29,868 IDPs since the report 112. During the same period, DTM also identified 4,596,450 returnees (766,075 households) across 8 governorates, 38 districts and 1,865 locations, an additional 135,642 returnees since the report 112. This increase is slightly larger than that of the previous round (110,658 returnees in Round 112).

As this report is the last of 2019, some of the changes and trends in IDP and returnee figures recorded throughout the year are presented. Between January 1 and December 31 2019, DTM recorded a decrease of 388,200 IDPs, i.e. 22 per cent of the total IDP caseload. Despite the overall

decrease in the numbers of IDPs, 103,764 individuals were displaced in 2019. Most of these IDPs were re-displaced, either between locations of displacement (79,134 individuals) or after attempting to return (8,880 individuals). Also, 15,750 of them were displaced for the first time from their area of origin, mainly due to the worsening of the security situation, provision of services and employment opportunities.

Concurrently, DTM also identified an increase of 431,130 returnees (10% of the total caseload), which is significantly lower than the increase reported in 2018 (944,958 returnees). Anbar is the governorate where one of the most significant increases in returns occurred and as of December 2019, 91 per cent of all IDPs from Anbar have returned. Significant returns were also recorded in Ninewa and Salah Al-Din.

🚶 Displacement Overview		
As of December 31 2019		
1,414,632 IDP individuals	235,772 IDP households	
Main Governorates of Displacement		
Ninewa 334,788 IDPs	Dahuk 319,584 IDPs	Erbil 239,052 IDPs
Geographic Distribution		
18 Governorates	104 Districts	3,041 Locations

🏠 Return Overview		
As of December 31 2019		
4,596,450 Returnee individuals	766,075 Returnee households	
Main Governorates of Return		
Ninewa 1,766,334 Returnees	Anbar 1,453,704 Returnees	Salah al-Din 675,192 Returnees
Geographic Distribution		
8 Governorates	38 Districts	1,865 Locations

DISPLACEMENT OVERVIEW

The below graphs show the proportion of IDPs per governorate of origin for each governorate of displacement

Governorate of displacement No. of IDPs
Governorates of origin



DISPLACEMENT OVERVIEW

DISPLACEMENT OVERVIEW FOR ROUND 113

As of 31 December 2019, DTM identified 1,414,632 IDPs (235,772 households) dispersed across 18 governorates, 104 districts and 3,041 locations in Iraq. The number of IDPs continued to decrease at a steady pace, and a decrease of 29,868 IDPs was recorded since the last reporting period, with the largest decrease taking place in Ninewa (-18,552, representing a 5% change in the IDP caseload in the governorate) followed by Salah al-Din (-5,604, -7%) and Erbil (-5,388, -2%).

Despite the overall decrease in the numbers of IDPs since the last round, 22,086 individuals arrived in assessed locations during November and December. Most of the new arrivals (19,548 individuals) came from other locations of displacement, including 5,184 individuals who arrived from camps. The majority of new arrivals from camps was recorded in Ninewa (5,124 individuals, 99%), mainly in Al-Hamdaniya (2,940), Mosul (1,428), and Telafar (390). Of all new arrivals, 2,160 individuals were displaced for the first time from their area of origin. Most of them displaced within Diyala Governorate due to the worsening of the security situation, provision of services and employment opportunities. In addition, 378 individuals were re-displaced after return due to residential destruction, poor services or security.

IDPs Areas of Origin: Fifty-nine per cent of the current caseload of IDPs come from Ninewa Governorate, mainly from Mosul (288,828 individuals), Sinjar (266,316) and Al-Ba'aj (113,436). The second and third largest shares of IDPs come from Salah al-Din and Anbar governorates representing 12 per cent and 11 per cent respectively. The districts in which the largest shares of IDPs were recorded are: Tuz Khurmatu (42,318 individuals), Balad (36,426) and Baiji (34,926) in Salah al-Din and Ramadi (72,108), Falluja (49,596) and Al-Ka'im (13,794) in Anbar.

Shelter Types: As of 31 December 2019, most IDPs are living in private settings (961,560 individuals, 68%), 24 per cent are in camps (336,690) and 8 per cent (115,620) are in critical shelters. A decrease of 22,338 IDPs in camp settings was recorded mainly in Ninewa (-16,830 individuals), Anbar (-2,940) and Baghdad (-1,080) due to camp departures. At the district level, the top three witnessing departures are Mosul with a decrease of 15,192 individuals followed by Falluja (-2,940) and Al-Hamdaniya (-1,296). An increase of 5,850 IDPs living in critical shelters has been observed since the previous round.

Reasons for Movements: Overall reasons for the decrease in the numbers of IDPs remain consistent across rounds and include improvements in the security situation, provision of services and rehabilitation of houses in areas of origin. In addition, since the previous round, a decrease in IDP numbers was observed due to camp closures. In Al-Fares and Samarra districts in Salah al-Din, some families were able to obtain the security clearance necessary to return to their areas of origin.

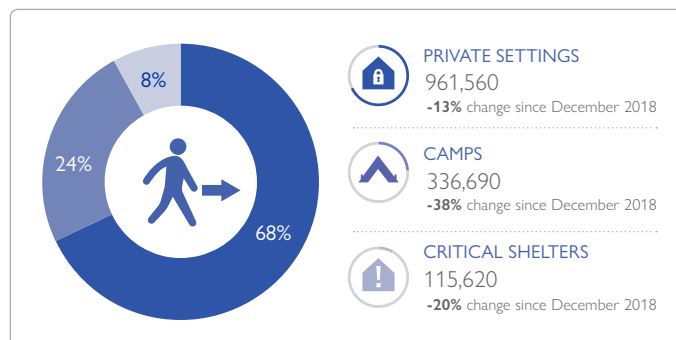
DISPLACEMENT OVERVIEW FOR 2019

Throughout 2019, DTM recorded a decrease of 388,200 IDPs, i.e. 22 per cent of the total IDP caseload. The largest decreases were recorded in Ninewa (-241,242, -42%), Salah al-Din (-57,858, -42%) and Baghdad (-28,626, -41%). Despite the overall decrease in the numbers of IDPs, 103,764 individuals were displaced in 2019. Most of these IDPs were re-displaced, either between locations of displacement (79,134 individuals) or after attempting to return (8,880 individuals). Also, 15,750 of them were displaced for the first time from their area of origin, mainly due to the worsening of the security situation, provision of services and employment opportunities. Some local explanations for first time displacements were also noted: in Muqdadia (Diyala Governorate), the presence of some attacks from ISIL led to new population movements while a number of tribal conflicts were reported as a cause for displacement in Makhmour (Erbil Governorate), Hawiga (Kirkuk Governorate), and in Shirkat (Salah Al-Din Governorate).

Shelter Types: Since the beginning of 2019, DTM recorded a decrease of 20 per cent of IDPs (28,884 IDPs) living in critical shelters. This decrease was noted across all governorates of displacement except Anbar, Baghdad, Ninewa and Missan. These governorates witnessed a significant increase in the number of IDPs living in critical shelters: Anbar (8,688 individuals), Baghdad (2,934), Ninewa (1,206) and Missan (48). In Anbar, some of the increase can be attributed to expanded DTM coverage of new, previously unassessed areas which included IDPs in critical shelter. In Baghdad, the increase can also be explained by the fact that some formal camps changed status to become informal settlements. Finally, in Ninewa camp consolidation appears to be the cause of the increase in the number of IDPs in critical shelters.

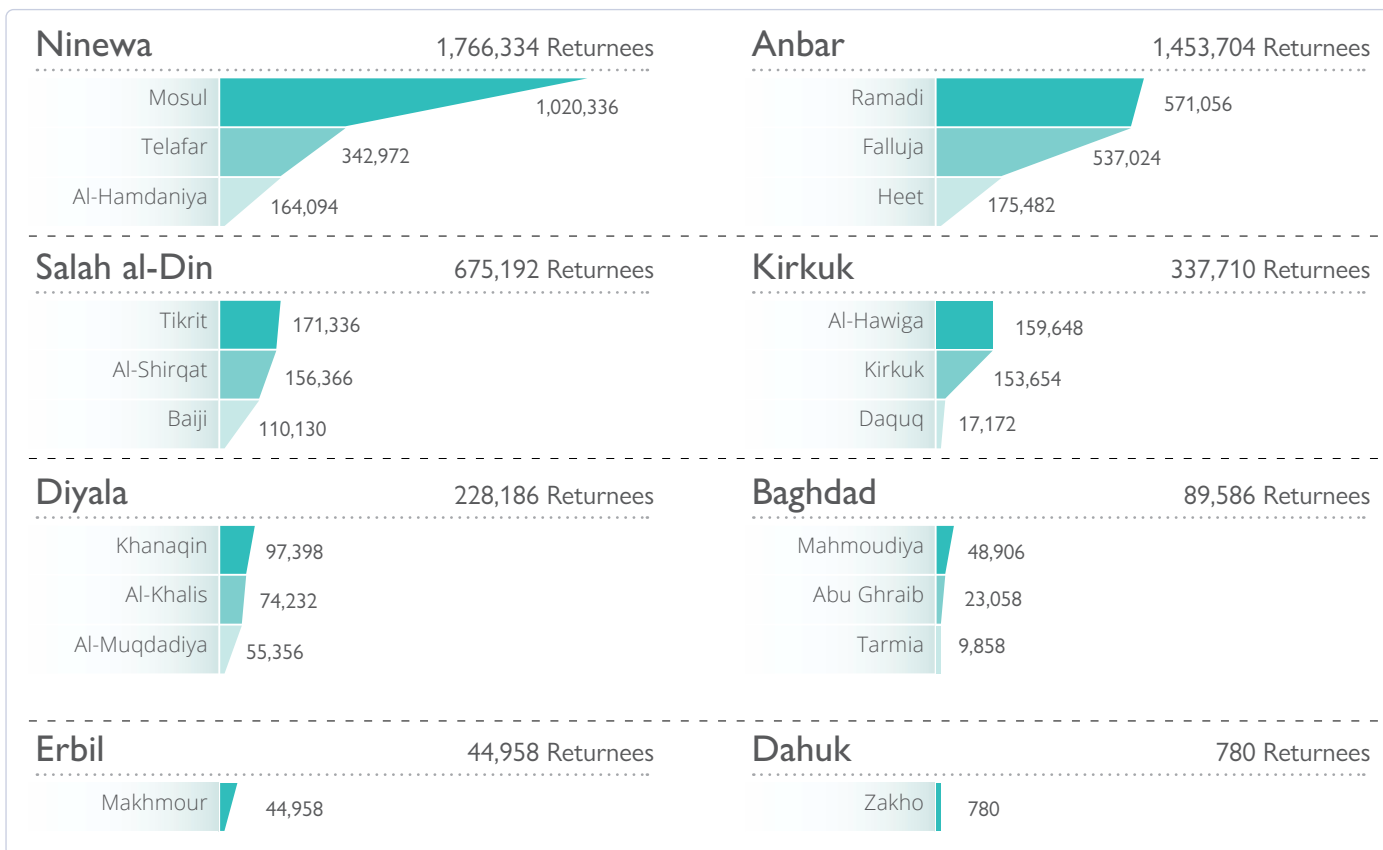
In the last 12 months, there was a significant decrease in camp population. DTM recorded a decrease of -210,618 IDPs in camp settings, i.e. 38 per cent of the total IDP caseload in camps, with the largest decreases being in Ninewa (-164,022, -58%), Anbar (-29,982, -79%) and Salah al-Din (-6,534, -38%).

Figure 2. IDP shelter types



RETURNEES OVERVIEW

The below graphs show the number of returnees in all governorates of return as well as in their main districts.



RETURN OVERVIEW FOR ROUND 113

DTM identified 4,596,450 returnees (766,075 households) across 8 governorates, 38 districts and 1,865 locations in Round 113. This represents an additional 135,642 returnees since Round 112, which is a slightly larger increase than the previous round (110,658 new returnees in Round 112). In addition, this increase is twice as large as the increase in Round 111 (45,012 returnees), Round 110 (38,256) and Round 109 (54,900), highlighting the rapid increase observed since September 2019 due to camp closures in Ninewa and Salah al-Din. Ninewa, Anbar and Salah al-Din are the governorates which have both the highest number of returnees and the highest increases in the numbers of returnees since the previous round, hosting a total of 1,766,334 individuals (an additional 27,858 new returns since October 2019) in Ninewa, 1,453,704 (94,350 new returns) in Anbar and 675,192 (11,352 new returns) in Salah al-Din.

In addition to the regular reasons for returning such as improvements in the security situation and provision of services, including schools, employment, and rehabilitation of houses in areas of origin, DTM recorded returns due to camps closures since the previous round. During November and December, DTM recorded 20,802 returnees who arrived from camps. The majority returned to Ninewa (16,428 individuals) with the top three districts being Hatra (9,834 individuals), Mosul (2,124) and Al-Ba'aj (1,962).

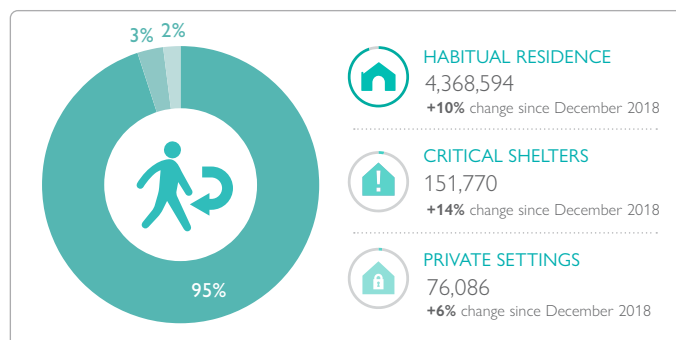
Shelter Types: Nearly all households (95%, 4,368,594 individuals) returned to habitual residences that are in good condition and two per cent (76,086) are living in other private settings (host families, hotel/motel or rented accommodation). Three per cent of returnees (151,770) are living in the most vulnerable conditions: critical shelters, i.e. informal settlements, religious buildings, schools, unfinished or abandoned buildings and habitual residences that are severely damaged or destroyed.

RETURN OVERVIEW FOR 2019

Throughout 2019, an additional 431,130 returnees were recorded, which is a significantly lower figure than the 944,948 additional returnees reported for 2018. Anbar is the governorate where one of the most significant increase in returns was recorded (163,098, 13%) and as of December 2019, 91 per cent of all IDPs from Anbar have returned. Other significant return movements were observed in the other two main governorates of origin, namely Ninewa (152,184, 9%) and Salah al-Din (84,540, 14%). Ninewa, while having witnessed high return numbers, still presents a low proportion of return in relation to its population remaining in displacement, and as of the end of 2019 only 68 per cent of its population has returned.

Shelter Types: There was a 14 per cent increase in returnees in critical shelters, from 132,744 in December 2018 to 151,770 in December 2019. Even though the numbers decreased in Baghdad, Diyala and Ninewa, a significant increase was noted in Anbar, as well as in Kirkuk and Salah Al-Din.

Figure 3. Returnee shelter types



METHODOLOGY

IOM's DTM aims to monitor displacement and provide accurate data about the IDP and returnee population in Iraq. Data is collected through IOM's Rapid Assessment and Response Teams (RARTs), composed of over 100 staff members deployed across Iraq. Data collection for Round 113 took place during the months of November and December 2019 across 18 governorates.

Data from the IDP Master List and Returnee Master List is gathered through a well-established large network of over 9,500 key informants that includes community leaders, mukhtars, local authorities and security forces. Additional information is gathered from government registration data and partner agencies.

IOM RARTs collect Master List data continuously and report it bimonthly. However, limited access due to security issues and other operational constraints can affect information-gathering activities. The variation in displacement figures observed between different reporting periods, in addition to true variation of the population figures, may be influenced by other factors such as the continuous identification of previously displaced groups and the inclusion of data on secondary displacements within Iraq.

The displaced populations are identified through a process of collection, verification, triangulation and validation of data. IOM continues to closely coordinate with federal, regional and local authorities to maintain a shared and accurate understanding of displacement across Iraq. To facilitate analysis, this report divides Iraq into three regions: the Kurdistan Region of Iraq (KRI) includes Dahuk, Sulaymaniyah and Erbil Governorates; the South includes Basrah, Missan, Najaf, Thi-Qar, Qadisiya and Muthana Governorates; the Central North includes Anbar, Babylon, Baghdad, Diyala, Kerbala, Kirkuk, Ninewa, Salah al-Din and Wassit Governorates.

The methodology uses the following definitions:

The number of individuals is calculated by multiplying the number of households by six, the average size of an Iraqi household.

The DTM considers as Internally Displaced Persons (IDPs) all Iraqis who were forced to flee from 1 January 2014 onwards and are still displaced within national borders at the moment of the assessment.

The DTM considers as returnees all those displaced since January 2014 who return to their location of origin, irrespective of whether they have returned to their former residence or to another shelter type. The definition of returnees is not related to the criteria of returning in safety and dignity, nor with a defined strategy of durable solution.

The location is defined as an area that corresponds either to a village for rural areas or a neighbourhood for urban areas (i.e. fourth official administrative division).

Habitual residence is the same residence prior to displacement.

Private settings include own property, rented houses, hotels/motels and host families.

Critical shelters include informal settlements, religious buildings, schools and unfinished or abandoned buildings. For returnees, it also includes habitual residences that are severely damaged or destroyed and for IDPs, long-term rental accommodation that are unfit for habitation (having characteristics of unfinished or severely damaged buildings).

IOM DISCLAIMER

The information contained in this report is for general information purposes only. Names and boundaries on DTM information products do not imply official endorsement or acceptance by IOM. The information in the DTM portal is the result of data collected by IOM field teams and complements information provided and generated by governmental and other entities in Iraq. IOM Iraq endeavors to keep this information as up to date and accurate as possible, but makes no claim—expressed or implied—on the completeness, accuracy and suitability of the information provided through this report. Challenges that should be taken into account when using DTM data in Iraq include the fluidity of the displaced population movements along with repeated emergency situations and limited access to large parts of the country. In no event will IOM be liable for any loss or damage, whether direct, indirect or consequential, related to the use of this report and the information provided herein.

IOM Iraq thanks the U.S. Department of State, Bureau of Population, Refugees and Migration (PRM) for its continued support. IOM Iraq also expresses its gratitude to IOM Iraq's Rapid Assessment and Response Team (RART) members for their work in collecting the data, often in very difficult circumstances; their tireless efforts are the groundwork of this report.

