



IOM IRAQ

DISPLACEMENT TRACKING MATRIX DTM ROUND 112

www.iraqdtm.iom.int

iraqdtm@iom.int

NOV
2019

HIGHLIGHTS

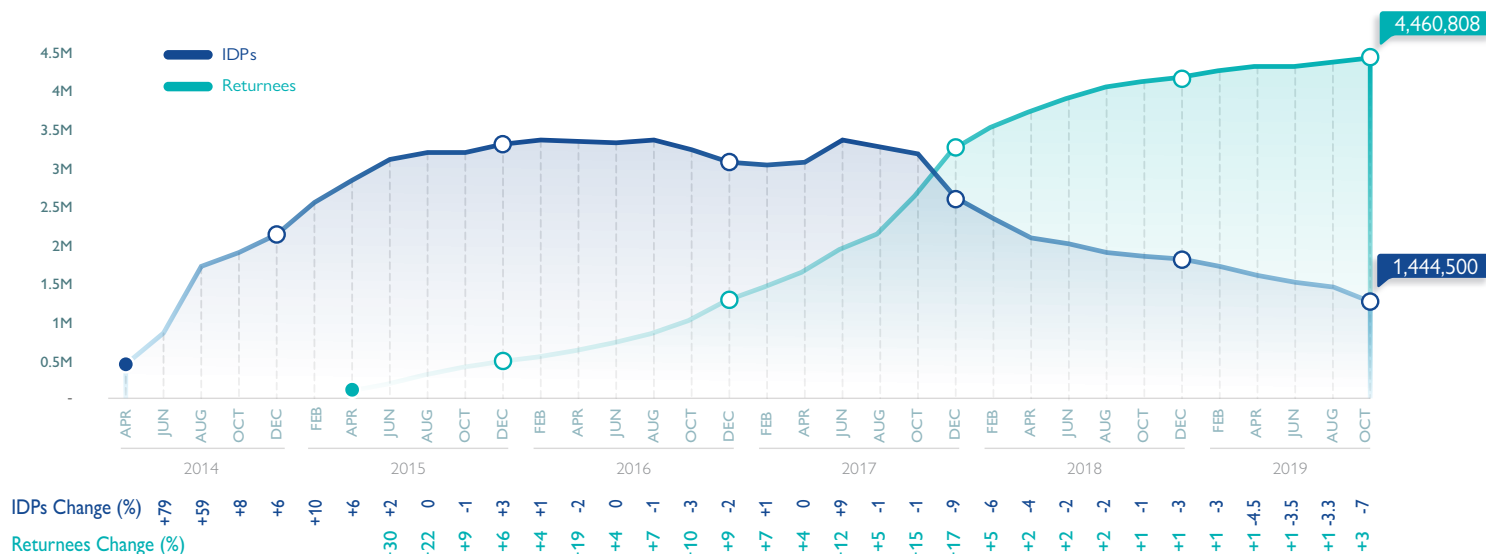


Figure 1. Number of IDPs and returnees over time

Data collection for Round 112 took place during the months of September and October 2019. As of 31 October 2019, DTM identified 1,444,500 IDPs (240,750 households) dispersed across 18 governorates, 104 districts and 3,066 locations in Iraq. For the same period, DTM also identified 4,460,808 returnees (743,468 households) across 8 governorates, 38 districts and 1,773 locations.

An additional 110,658 returnees were recorded during Round 112, which is twice as large as the increase in the previous round (45,012 returnees in Round 111). Most returned to the governorates of Anbar (42,180 individuals), Ninewa (42,090) and Salah al-Din (16,980).

Concurrently, the number of IDPs has decreased rapidly since the previous round. During September and October, DTM recorded a decrease of 108,414 IDPs, with the largest decrease taking place in Ninewa (-99,828, representing a 22% change in the IDP caseload in the governorate) followed by Salah al-Din (-10,908, -11%) and Anbar (-9,048, -23%).

Despite the overall decrease in the numbers of IDPs, 34,350 individuals were displaced in the assessed locations during September and October. Most of the new arrivals (33,252 individuals) came from other locations of displacement, including 26,484 individuals who arrived from camps. Only 588 of them were displaced their area of origin for the first time from. Most of them fled from Baghdad and Diyala governorates due to the worsening security situation, provision of services and employment opportunities.

In terms of areas of origin, 59 per cent of the current caseload of IDPs come from Ninewa Governorate, mainly from Mosul (300,486 individuals), Sinjar (274,200) and Al-Ba'aj (107,376). The second and third largest shares of IDPs come from Salah al-Din and Anbar governorates with 12 per cent and 11 per cent respectively. The top districts are Tooz (43,020 individuals), Baiji (37,740) and Balad (36,672) in Salah al-Din and Ramadi (73,314), Falluja (49,146) and Al-Ka'im (15,876) in Anbar.

To find detailed breakdowns, movement trends, databases and more, consult the DTM Iraq website: iraqdtm.iom.int.

You can also find our latest dashboards under the 'IDP & Returnee Master Lists' tab.



IDPs



1,444,500
Individuals



240,750
Households



18
Governorates



104
Districts



3,066
Locations



Returnees



4,460,808
Individuals



743,468
Households



8
Governorates



38
Districts



1,773
Locations

RETURNEES OVERVIEW



95% Habitual residence
4,247,574 Individuals



2% Private settings
72,180 Individuals



3% Critical shelters
141,054 Individuals

Overall return figures: DTM identified 4,460,808 returnees (743,468 households) across 8 governorates, 38 districts and 1,773 locations in Round 112. Ninewa, Anbar and Salah al-Din are the governorates which have both the highest number of returnees and the highest increases in the numbers of returnees since the previous round, hosting a total of 1,738,476 individuals (including an additional 42,090 new returns since August 2019) in Ninewa, 1,359,354 (42,180 new returns) in Anbar and 663,840 (16,980 new returns) in Salah al-Din.

During September and October, DTM recorded 36,294 returnees who have arrived from camps. The majority of them returned to Ninewa (24,654 individuals) with the top three districts being Hatra (10,212 individuals), Sinjar (4,284) and Al-Ba'aj (4,266).

District-level figures: At the district level in the top three governorates, Mosul in Ninewa remains the district hosting the highest number of returnees: 23 per cent of all returnees (1,014,174 individuals). It also had one of the largest influx of returnees in terms of raw numbers during this round (10,746 individuals). By comparison, the largest percent increase of returnees took place in Al-Ba'aj, which witnessed a 72 per cent increase since August (7,716 individuals) followed by Hatra and Sinjar with a 52 per cent (11,454) and 10 per cent (6,438) increase respectively.

Falluja district in Anbar has the second highest number of returnees, followed by Ramadi in Anbar with 12 per cent (538,284 individuals) and 11 per cent (501,480) of all returnees respectively. Falluja witnessed few returns this round with an increase of only 624 individuals, while Ramadi had one of the largest increases in the number of returnees in this round (34,728 individuals). In addition, one of the largest percent increases of returnees took place in Al-Ka'im; a 16 per cent increase since August (7,164 individuals).

In Salah al-Din, the largest increase in the numbers of returnees was observed in Al-Shirqat (7,302 individuals) followed by Baiji (7,038) and Al-Fares (1,170) districts.

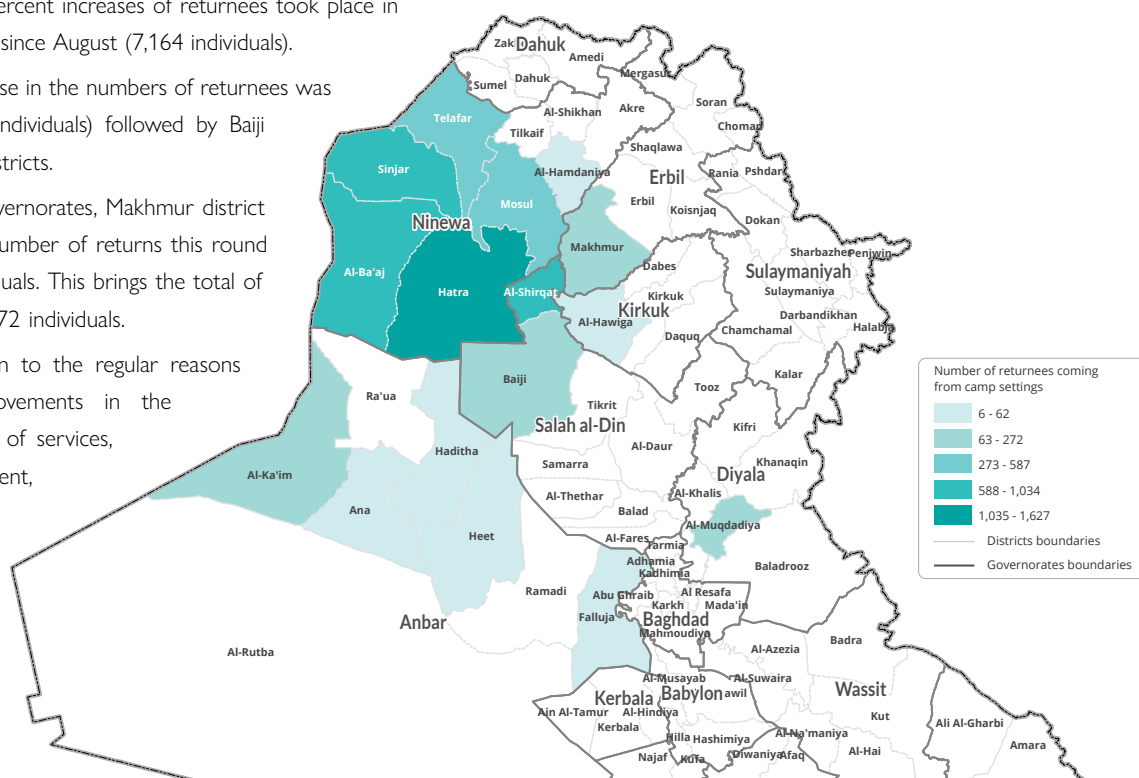
Going beyond the top three governorates, Makhmur district in Erbil also witnessed a large number of returns this round with an increase of 4,752 individuals. This brings the total of returnees in the district to 45,972 individuals.

Reasons for return: In addition to the regular reasons for returning such as improvements in the security situation and provision of services, including schools, employment, and rehabilitation of houses in areas of origin, during this round DTM recorded returns due to camps closures.

Shelter Types: Nearly all households (95%, 4,247,574 individuals) returned to habitual residences that are in good condition and two per cent (72,180) are living in other private settings (host families, hotel/motel or rented accommodation). Three per cent of returnees (141,054) are living in the most vulnerable conditions: critical shelters, i.e. informal settlements, religious buildings, schools, unfinished or abandoned buildings and habitual residences that are severely damaged or destroyed.

An additional 8,148 returnees were recorded as living in critical shelters during September and October. While on a national level three per cent of returnees are living in critical shelters, there is notable variation among governorates. In Diyala and Baghdad, as many as 10 and 7 per cent of returnees respectively are living in critical shelters. The districts hosting the highest number of returnees living in critical shelters are: Mosul (31,476), Baiji (10,020) and Tikrit (9,462). There are also eight locations where all returnees are living in critical shelters, a total of 2,712 individuals; specifically, these returnees are living in three locations in Ninewa (1,134 individuals), two locations in Anbar (618 individuals) and Kirkuk (180 individuals), and one location in Salah al-Din (780 individuals).

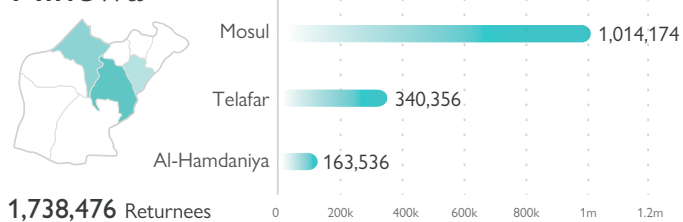
Locations of No Return: As of 31 October 2019, DTM identified 267 locations with no returns across 8 governorates and 22 districts in Iraq. Around half of them are located in Ninewa (138 locations) with the top three districts being Hatra (53 locations), Sinjar (24) and Al-Ba'aj (24). Reasons for "no returns" to locations in Ninewa include residential destruction, poor security situation and services, the presence of mines, and tribal and ethno-religious tensions.



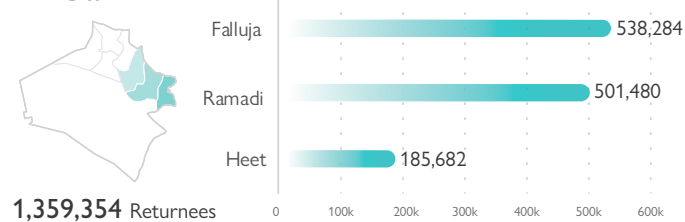
Map 1. Districts with new returnees coming from camp settings

TOP GOVERNORATES OF RETURN

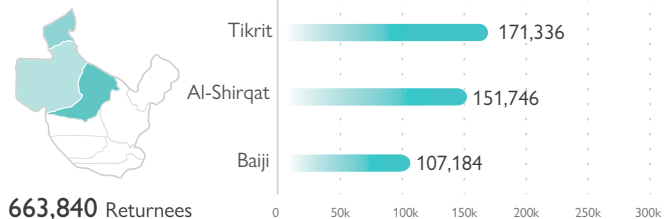
Ninewa



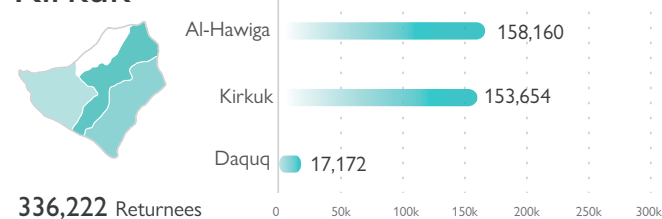
Anbar



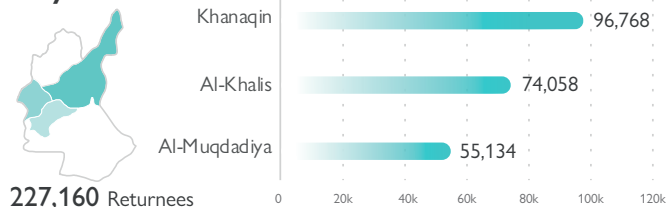
Salah al-Din



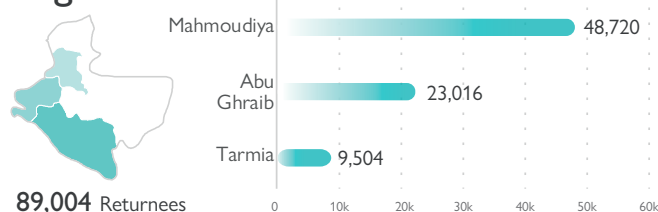
Kirkuk



Diyala

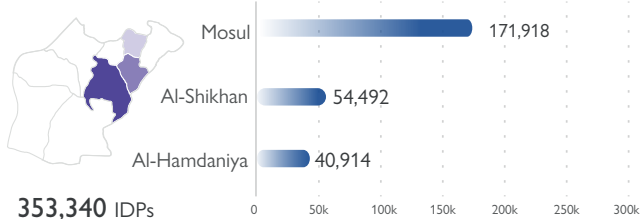


Baghdad

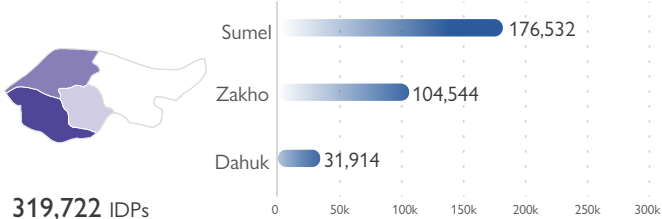


TOP GOVERNORATES OF DISPLACEMENT

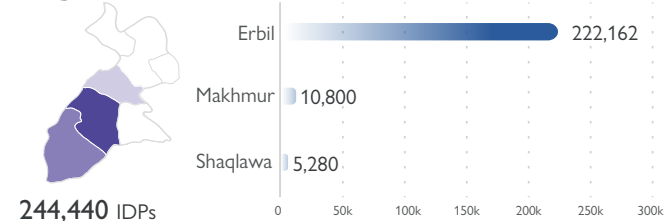
Ninewa



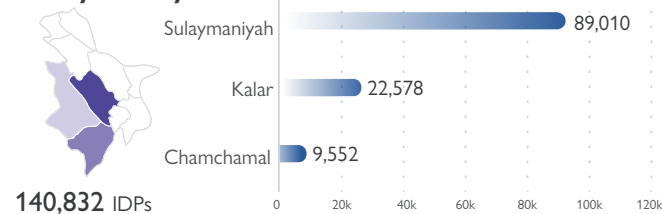
Dahuk



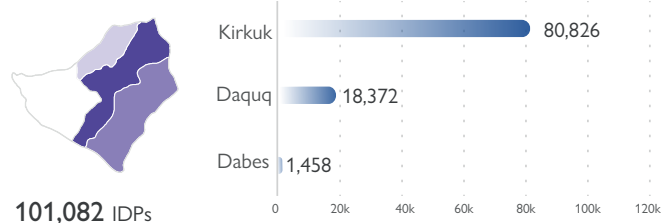
Erbil



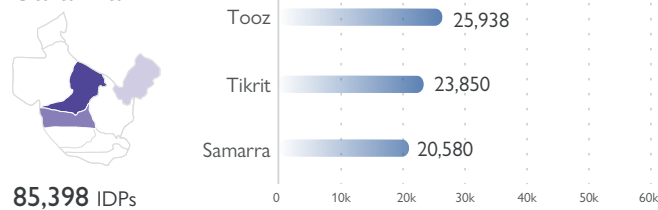
Sulaymaniyah



Kirkuk



Salah al-Din



IDPs OVERVIEW



67% Private settings
974,940 Individuals



25% Camps
359,028 Individuals



8% Critical shelters
109,770 Individuals

Overall IDP figures: DTM identified 1,444,500 IDPs (240,750 households) dispersed across 18 governorates, 104 districts and 3,066 locations in Iraq. During September and October, DTM recorded a decrease of 108,414 IDPs, with the largest decrease taking place in Ninewa (-99,828, representing a 22% change in the IDP caseload in the governorate) followed by Salah al-Din (-10,908, -11%) and Anbar (-9,048, -23%).

Recent IDP movements: Despite the overall decrease in the numbers of IDPs, 34,350 individuals arrived in assessed locations during September and October. Most of the new arrivals (33,252 individuals) came from other locations of displacement, including 26,484 individuals who arrived from camps. The majority of new arrivals from camps was recorded in Ninewa (23,514 individuals, 89%), mainly in Mosul (15,660), Al-Ba'aj (4,932) and Al-Hamdaniya (2,142). In addition, 10 per cent arrived to Kirkuk (2,652), 2,382 individuals arrived to Daquq and 270 individuals arrived to Kirkuk districts. Al-Shirqat and Tirkrit districts in Salah al-Din also witnessed few arrivals from camps with 204 and 24 individuals respectively.

Of all new arrivals, 588 individuals were displaced from their area of origin for the first time. Most of them fled from Baghdad and Diyala governorates due to the worsening of the security situation, provision of services and employment opportunities. The main districts of displacement are Sulaymaniyah (372 individuals) and Halabja (126) in Sulaymaniyah.

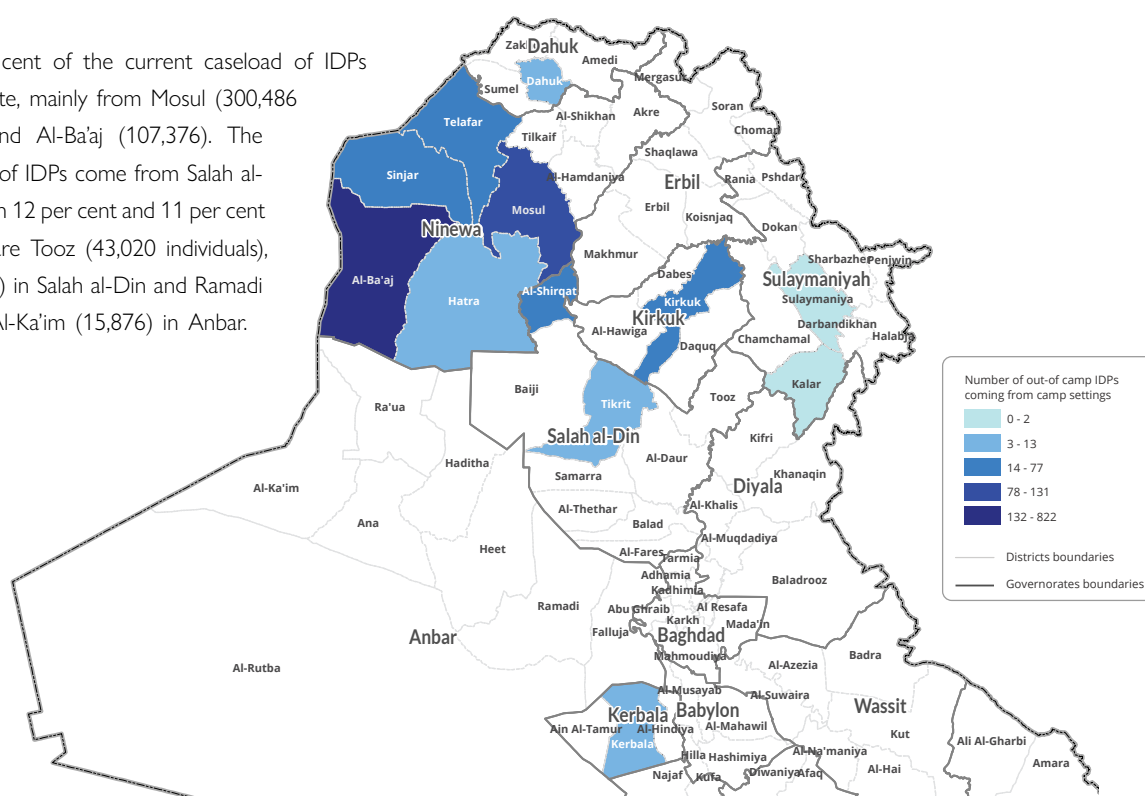
In addition, 510 individuals were re-displaced after returning due to lack of employment opportunities, poor services or security. The majority of these IDPs originally come from Al-Hawiga in Kirkuk and Al-Khalis in Diyala, 180 and 150 individuals respectively. The main district of displacement is Kirkuk (330 individuals).

IDPs areas of origin: 59 per cent of the current caseload of IDPs come from Ninewa Governorate, mainly from Mosul (300,486 individuals), Sinjar (274,200) and Al-Ba'aj (107,376). The second and third largest shares of IDPs come from Salah al-Din and Anbar governorates with 12 per cent and 11 per cent respectively. The top districts are Tooz (43,020 individuals), Baiji (37,740) and Balad (36,672) in Salah al-Din and Ramadi (73,314), Falluja (49,146) and Al-Ka'im (15,876) in Anbar.

Shelter Types: Most IDPs are living in private settings (974,940 individuals, 67%), 25 per cent are in camps (359,028) and 8 per cent (109,770) are in critical shelters. A decrease of 113,016 IDPs in camp settings was recorded mainly in Ninewa (-102,528), Anbar (-5,136) and Salah al-Din (-4,134) due to departures. At the district level, the top three are Mosul with a decrease of 92,892 individuals followed by Al-Hamdaniya (-9,468) and Falluja (-5,136).

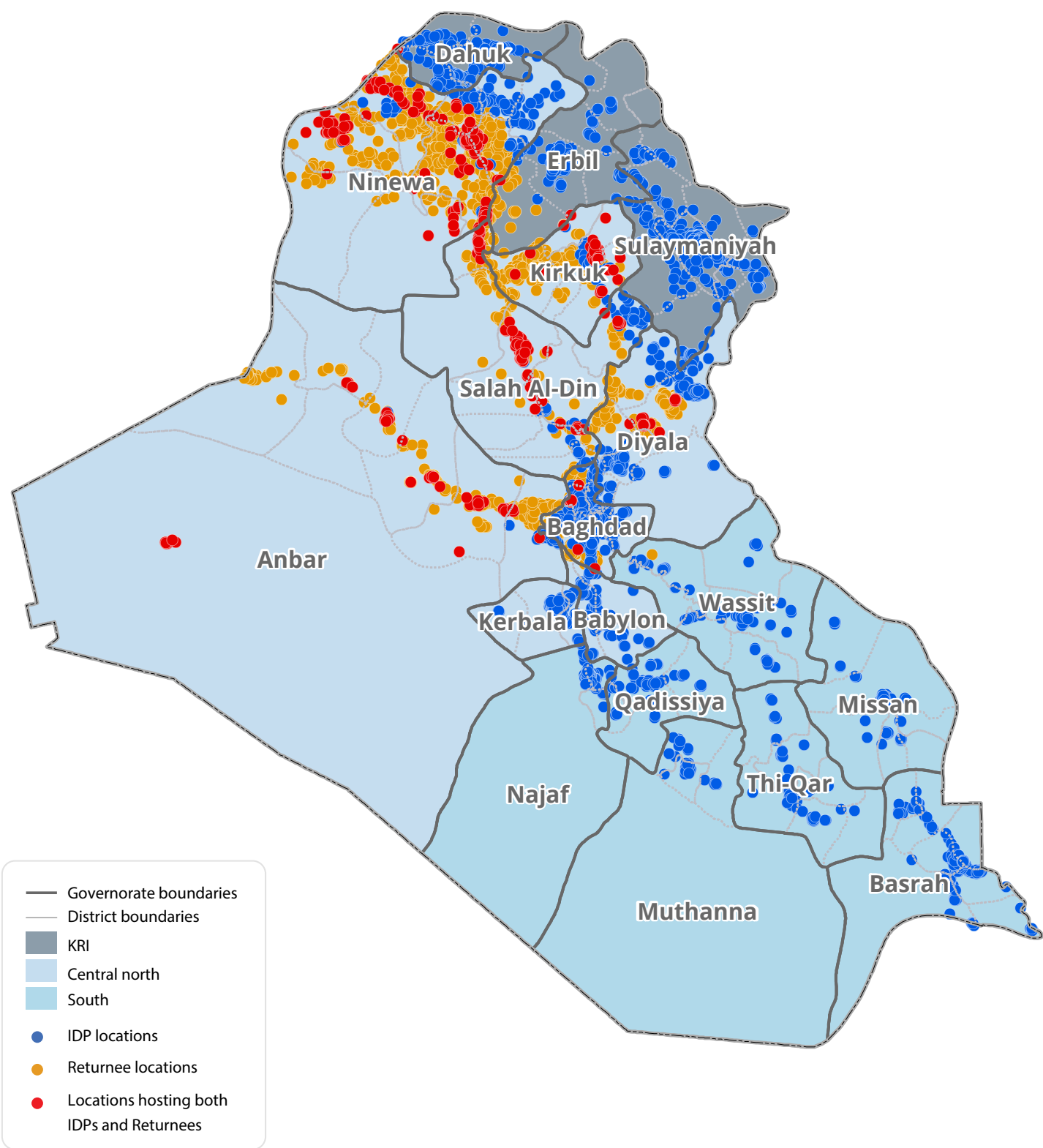
A decrease of 5,514 IDPs living in critical shelters has been observed since the previous round. While on a national level eight per cent of IDPs continue to live in critical shelters, there is notable variation among governorates: Salah al-Din (28%), Anbar (26%), Qadissiya (20%), Missan (12%), Dahuk (11%) and Wassit (10%). Of those living in critical shelters, 76 per cent can be found in three governorates: Dahuk (36,636 individuals, 33%), Salah al-Din (23,694, 22%) and Ninewa (22,602, 21%). The top three districts hosting IDPs in critical shelters are Sumel (26%, 28,944 individuals), Samarra (10%, 11,388) and Mosul (8%, 9,030). There are also 76 locations where all IDPs are living in critical shelters, a total of 17,100 individuals.

Reasons for movements: Overall reasons for the decrease in the numbers of IDPs remain consistent across rounds and includes improvements in the security situation, provision of services and rehabilitation of houses in areas of origin. In addition, in the current round, a decrease was observed due to camp closures in Ninewa and Salah al-Din. In Al-Fares and Samarra districts in Salah al-Din, some families were able to obtain the security clearance necessary to return to their areas of origin. In Anbar, some families received an allowance for return from the Head of Parliament.



Map 2. Districts with new non-camp IDPs coming from camp settings

IDPs AND RETURNEES LOCATIONS



METHODOLOGY

IOM's DTM aims to monitor displacement and provide accurate data about the IDP and returnee population in Iraq. Data is collected through IOM's Rapid Assessment and Response Teams (RARTs), composed of over 100 staff members deployed across Iraq. Data collection for Round 112 took place during the months of September and October 2019 across 18 governorates.

Data from the IDP Master List and Returnee Master List is gathered through a well-established large network of over 9,500 key informants that includes community leaders, mukhtars, local authorities and security forces. Additional information is gathered from government registration data and partner agencies.

IOM RARTs collect Master List data continuously and report it bimonthly. However, limited access due to security issues and other operational constraints can affect information-gathering activities. The variation in displacement figures observed between different reporting periods, in addition to true variation of the population figures, may be influenced by other factors such as the continuous identification of previously displaced groups and the inclusion of data on secondary displacements within Iraq.

The displaced populations are identified through a process of collection, verification, triangulation and validation of data. IOM continues to closely coordinate with federal, regional and local authorities to maintain a shared and accurate understanding of displacement across Iraq. To facilitate analysis, this report divides Iraq into three regions: the Kurdistan Region of Iraq (KRI) includes Dahuk, Sulaymaniyah and Erbil Governorates; the South includes Basrah, Missan, Najaf, Thi-Qar, Qadissiya and Muthana Governorates; the Central North includes Anbar, Babylon, Baghdad, Diyala, Kerbala, Kirkuk, Ninewa, Salah al-Din and Wassit Governorates.

The methodology uses the following definitions:

The number of individuals is calculated by multiplying the number of households by six, the average size of an Iraqi household.

The DTM considers as Internally Displaced Persons (IDPs) all Iraqis who were forced to flee from 1 January 2014 onwards and are still displaced within national borders at the moment of the assessment.

The DTM considers as returnees all those displaced since January 2014 who return to their location of origin, irrespective of whether they have returned to their former residence or to another shelter type. The definition of returnees is not related to the criteria of returning in safety and dignity, nor with a defined strategy of durable solution.

The location is defined as an area that corresponds either to a sub-district (i.e. fourth official administrative division), a village for rural areas or a neighbourhood for urban areas (i.e. fifth official administrative division).

Habitual residence is the same residence prior to displacement.

Private settings include own property, rented houses, hotels/motels and host families.

Critical shelters include informal settlements, religious buildings, schools and unfinished or abandoned buildings. For returnees, it also includes habitual residences that are severely damaged or destroyed and for IDPs, long-term rental accommodation that are unfit for habitation (having characteristics of unfinished or severely damaged buildings).

IOM DISCLAIMER

The information contained in this report is for general information purposes only. Names and boundaries on DTM information products do not imply official endorsement or acceptance by IOM. The information in the DTM portal is the result of data collected by IOM field teams and complements information provided and generated by governmental and other entities in Iraq. IOM Iraq endeavors to keep this information as up to date and accurate as possible, but makes no claim—expressed or implied—on the completeness, accuracy and suitability of the information provided through this report. Challenges that should be taken into account when using DTM data in Iraq include the fluidity of the displaced population movements along with repeated emergency situations and limited access to large parts of the country. In no event will IOM be liable for any loss or damage, whether direct, indirect or consequential, related to the use of this report and the information provided herein.

IOM Iraq thanks the U.S. Department of State, Bureau of Population, Refugees and Migration (PRM) for its continued support. IOM Iraq also expresses its gratitude to IOM Iraq's Rapid Assessment and Response Team (RART) members for their work in collecting the data, often in very difficult circumstances; their tireless efforts are the groundwork of this report.

