

Note: In each location, the number of individuals is calculated by multiplying the number of households by six, the average size of an Iraqi household as per governmental statistics, for all out-of-camp IDPs and returnees. Since the previous July–August 2020 period (Round 117), the number of individuals for in-camp IDPs has been calculated by multiplying the number of households by five, which is the average household size consistent with data from the Iraq Camp Coordination and Camp Management (CCCM) Cluster since 2018. In all rounds prior to July–August 2020, the number of in-camp IDPs was calculated by multiplying the number of households by six. Since the calculation methodology is consistent between Rounds 117 and 118, comparative analysis between these two datasets will not be affected. However, it should be noted that comparing the number of in-camp IDPs between Rounds 117 or 118 periods with any previous rounds will be affected by the change in the revised calculation methodology.

HIGHLIGHTS

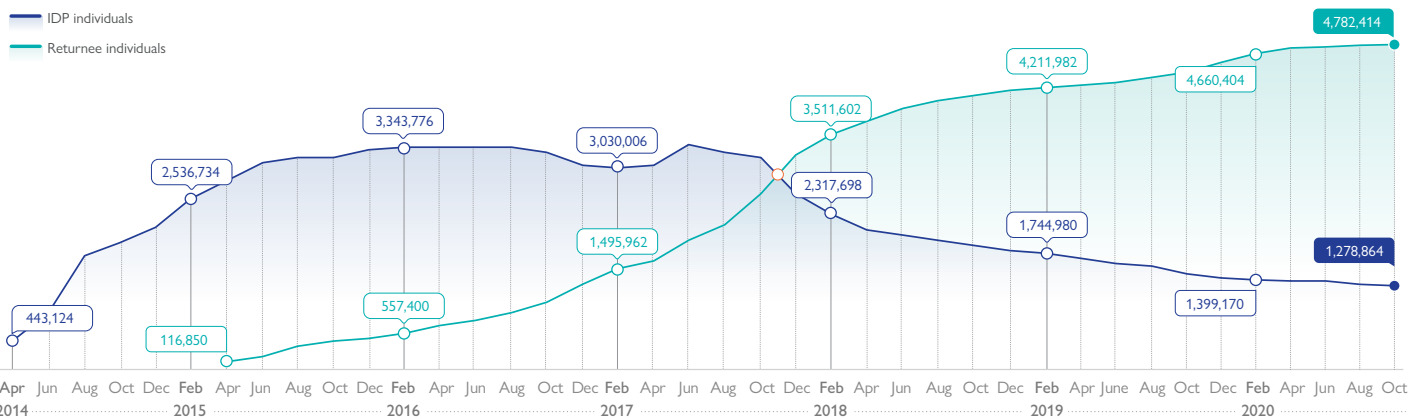


Figure 1. Number of IDPs and returnees over time

Data collection for Round 118 took place in September and October 2020. As of 31 October 2020, DTM identified 4,782,414 returnees (797,069 households), dispersed across eight governorates, 38 districts and 2,090 locations in Iraq. A higher number of new returnees was recorded in Round 118 (38,364) compared with the number recorded in Round 117 (25,920). The most common governorates that individuals returned to between September and October 2020 include Ninewa (where 22,866 individuals were recorded), Salah al-Din (6,360) and Anbar (5,292).

During the same period, DTM also identified 1,278,864 IDPs (221,569 households), dispersed across 18 governorates, 104 districts and 2,939 locations in Iraq (35 fewer locations than the last round). This represents an overall decrease of 21,123 IDP individuals from the previous round.

Since mid-October 2020, following the closure of camps across the country, DTM has started an Emergency Tracking providing more specific information on individuals departing from camp settings. Reports are available on the Iraq DTM website and datasets can be shared upon request.

Regarding IDPs' area of origin, consistent with the previous round, 58 per cent of the current caseload of IDPs come from Ninewa Governorate, especially from Mosul (267,591 individuals), Sinjar (219,239) and Al-Ba'aj (105,135). The next highest shares of IDPs come from Salah al-Din and Anbar governorates, which both have 11 per cent of the country's total caseload.

Displacement Overview

As of 31 October 2020

1,278,864 IDP individuals	221,569 IDP households
-------------------------------------	----------------------------------

Main Governorates of Displacement

Ninewa 298,233 IDPs	Dahuk 273,796 IDPs	Erbil 230,712 IDPs
-------------------------------	------------------------------	------------------------------

Geographic Distribution

18 Governorates	104 Districts	2,939 Locations
---------------------------	-------------------------	---------------------------

Return Overview

As of 31 October 2020

4,782,414 Returnee individuals	797,069 Returnee households
--	---------------------------------------

Main Governorates of Return

Ninewa 1,857,222 Returnees	Anbar 1,499,058 Returnees	Salah al-Din 704,214 Returnees
--------------------------------------	-------------------------------------	--

Geographic Distribution

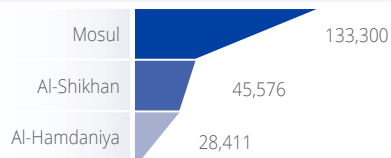
8 Governorates	38 Districts	2,090 Locations
--------------------------	------------------------	---------------------------

DISPLACEMENT OVERVIEW

The below graphs show (1) the number of IDPs in all governorates of displacement, (2) the number of IDPs in each main district as well as (3) the proportion of IDPs per governorate of origin for each governorate of displacement.

Ninewa 298,233 IDPs

▶ Three main districts of displacement



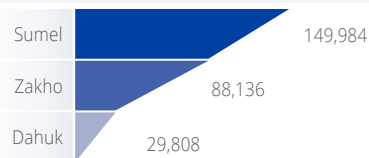
▶ Governorates of origin



Others include: Erbil, Salah al-Din, Kirkuk and Baghdad

Dahuk 273,796 IDPs

▶ Three main districts of displacement



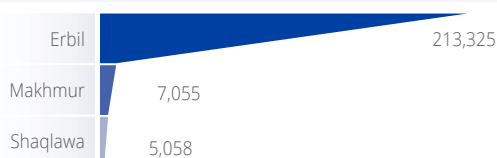
▶ Governorates of origin



Others include: Salah al-Din, Anbar, Kirkuk and Baghdad

Erbil 230,712 IDPs

▶ Three main districts of displacement



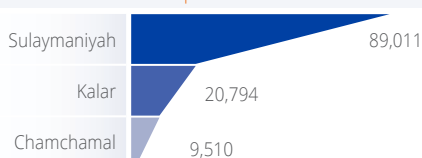
▶ Governorates of origin



Others include: Baghdad, Erbil, Kirkuk and Diyala

Sulaymaniyah 138,743 IDPs

▶ Three main districts of displacement



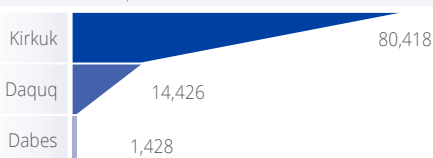
▶ Governorates of origin



Others include: Ninewa, Babylon and Kirkuk

Kirkuk 96,698 IDPs

▶ Three main districts of displacement



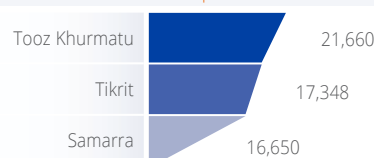
▶ Governorates of origin



Others include: Diyala, Anbar, Baghdad and Babylon

Salah al-Din 63,926 IDPs

▶ Three main districts of displacement



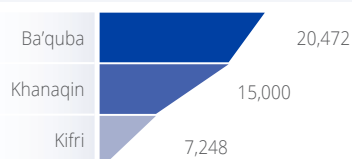
▶ Governorates of origin



Others include: Diyala, Ninewa and Anbar

Diyala 48,846 IDPs

▶ Three main districts of displacement



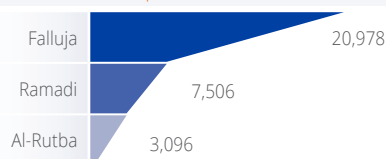
▶ Governorates of origin



Others include: Anbar, Babylon, Baghdad, Ninewa and Kirkuk

Anbar 34,250 IDPs

▶ Three main districts of displacement



▶ Governorates of origin

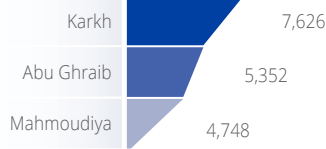


Others include: Salah al-Din, Baghdad, Ninewa and Kirkuk

DISPLACEMENT OVERVIEW

Baghdad 28,794 IDPs

Three main districts of displacement



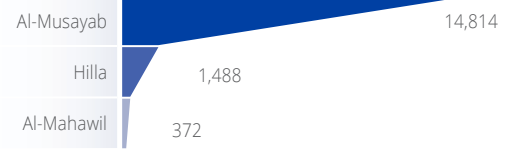
Governorates of origin



Others include: Salah al-Din, Diyala, Baghdad and Kirkuk

Babylon 16,962 IDPs

Three main districts of displacement



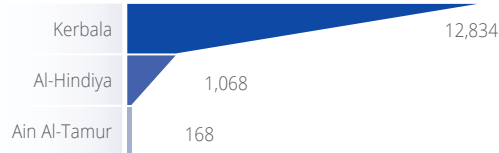
Governorates of origin



Others include: Anbar, Baghdad, Diyala, Salah al-Din and Kirkuk

Kerbala 14,070 IDPs

Three main districts of displacement



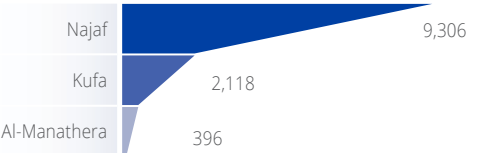
Governorates of origin



Others include: Anbar, Kirkuk, Diyala, Salah al-Din and Baghdad

Najaf 11,820 IDPs

Three main districts of displacement



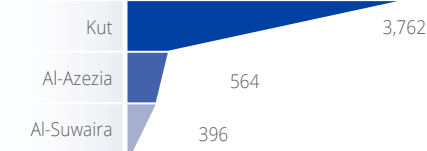
Governorates of origin



Others include: Diyala, Salah al-Din, Anbar and Kirkuk

Wassit 5,592 IDPs

Three main districts of displacement



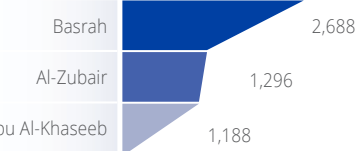
Governorates of origin



Others include: Diyala, Salah al-Din and Anbar

Basrah 6,162 IDPs

Three main districts of displacement



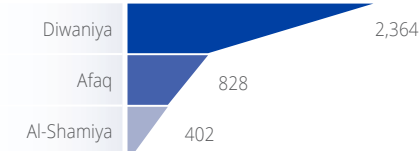
Governorates of origin



Others include: Diyala, Baghdad and Babylon

Qadisiya 3,768 IDPs

Three main districts of displacement



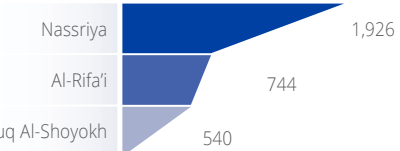
Governorates of origin



Others include: Baghdad and Salah al-Din

Thi-Qar 3,384 IDPs

Three main districts of displacement



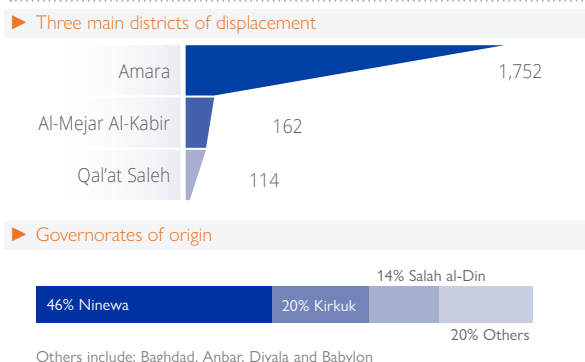
Governorates of origin



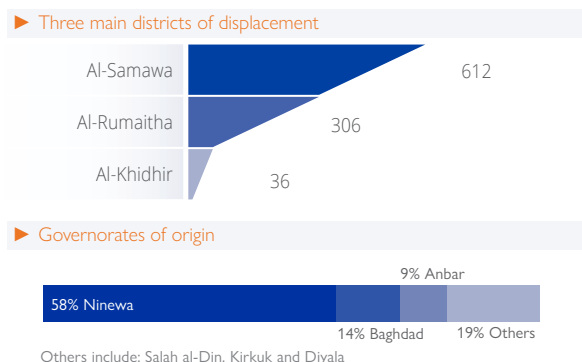
Others include: Baghdad, Salah al-Din, Diyala, Kirkuk and Babylon

DISPLACEMENT OVERVIEW

Missan 2,154 IDPs



Muthanna 954 IDPs



IDP SITUATION UPDATE

Overall IDP figures: During September and October 2020, DTM identified 1,278,864 IDPs (221,569 households) dispersed across 18 governorates, 104 districts and 2,939 locations in Iraq. This represents a decrease of 21,123 IDP individuals from the figures of July–August period, with the most significant decreases taking place in Dahuk (-7,073; -3%), Baghdad (-3,606; -11%), and Salah al-Din (-2,818; -4%).

Recent IDP movements: Despite the overall decrease in the total caseload of IDPs across the country, 15,036 IDP individuals arrived in assessed locations during September and October 2020. Most new arrivals (11,578; 77%) came from other locations of displacement, representing an increase in secondarily displaced individuals from the July–August period (9,142). The highest numbers of secondary displacements were recorded in the governorates of Ninewa (4,724), Sulaymaniyah (3,444), and Dahuk (1,493). Additionally, in the September–October period, a total of 617 individuals were re-displaced after failing to return to their area of origin. These individuals remain displaced in Anbar (318), Sulaymaniyah (234), Ninewa (35) and Diyala (30); amongst this group, most originate from Anbar (390), Diyala (66) and Ninewa (59).

In addition, during September–October, 2,841 individuals were recorded as displaced from their area of origin for the first time, with the majority of this group in Sulaymaniyah (2,520), while smaller numbers were recorded in Ninewa (225), Diyala (42), Erbil (30) and Anbar (18). Most of these IDP individuals fled from Baghdad Governorate (1,506), especially from the districts of Karkh (576) and Al-Resafa (456), while significant numbers also fled from Anbar (420), Salah Al-Din (342) and Ninewa (303).

Additionally, a total of 617 individuals have reportedly failed to return to their governorates of origin and have had to re-displace again. Most individuals who failed to return had intended to return to their area of origin in Anbar Governorate (390), especially to the districts of Al-Ka'im (258) and Ramadi (90). Smaller numbers of individuals also failed to return to their area of origin in Diyala (66), Ninewa (59), Baghdad (54) and Salah Al-Din (48). Almost all of these individuals remain displaced in Anbar (318) and Sulaymaniyah (234), and smaller numbers are in Ninewa (35) and Diyala (30). In Anbar, Baghdad, Diyala and Salah Al-Din, the main reason for these failed returns was reported as security concerns in the desired return locations, including threats of ongoing conflict or the presence of landmines or unexploded ordnances (UXOs). Otherwise, the main reason for failed returns to Ninewa was reported as IDPs not having the sufficient financial means to return.

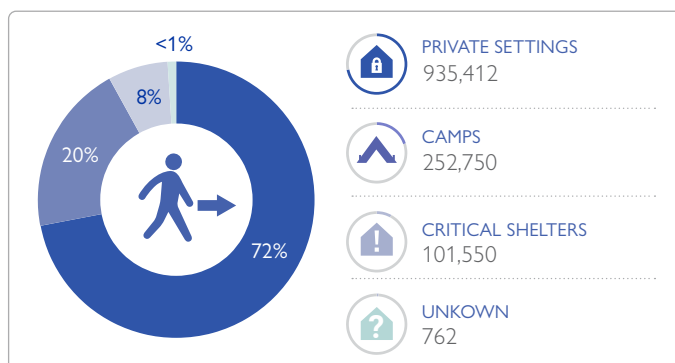
IDP areas of origin: 58 per cent of the current caseload of IDPs come from Ninewa Governorate (745,544), especially from Mosul (267,591), Sinjar (219,239) and Al-Ba'aj (105,135). The second and third largest shares of IDPs come from

Anbar and Salah al-Din governorates, which each host 11 per cent of all IDPs. The top districts of origin in Anbar Governorate are Ramadi (66,656), Falluja (48,147) and Al-Ka'im (10,092), while in Salah Al-Din Governorate they are Tuz Khumatu (40,081), Baiji (30,939) and Balad (29,253).

Shelter types: Across the country, 72 per cent of IDP individuals are living in private settings (923,802 individuals), 20 per cent are in camps (252,750), and 8 per cent (101,550) are in shelters in critical condition. A decrease in the number of IDPs (-10,605) residing in camps was recorded in this round compared with the last round (July–August 2020) – which is a lower decrease compared with the last round (-14,298). At the district level, the greatest decrease in the number of IDPs living in camp settings was recorded in Dahuk Governorate's Sumel District (-1,920); this decrease is significantly lower than that recorded in the July–August 2020 period (-18,226). A significant decrease in the number of IDPs living in camp settings was also recorded in Dahuk's Zakho District (-1,850), which is also lower than that recorded in the July–August 2020 period (-11,462). The next most significant decreases in the number of IDPs living in camp settings were recorded in Ninewa Governorate's Mosul District (-1,460) and Diyala Governorate's Khanaqin District (-905).

Furthermore, a total of 101,550 individuals were recorded as living in critical shelters, representing an increase of 1,152 from the previous round. At governorate level, the highest number of IDPs living in critical shelters is in Dahuk with 28,524 (306 fewer than the last round), followed by Anbar with 18,216 (330 more than the last round), Ninewa with 18,204 (1,836 more than the last round), and Salah Al-Din with 16,830 (324 fewer than the last round). Districts hosting the highest numbers of IDPs living in critical shelters include Sumel (22,998), Falluja (13,068), Samarra (8,148), Kirkuk (7,002) and Mosul (6,738). Additionally, there are 78 locations where all IDPs are living in critical shelters, especially in the districts of Falluja (12 locations), Basrah (six locations) and Al-Shikhan (five locations).

Figure 2. IDP shelter types

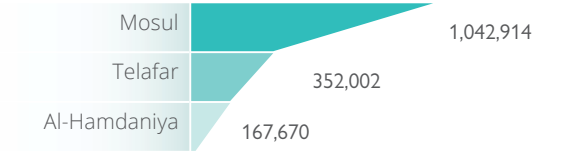


RETURNS OVERVIEW

The below graphs show (1) the number of returnees in all governorates of origin, (2) the number of returnees in each main district and (3) the proportion of returnees per governorate of last displacement for each governorate of origin.

Ninewa 1,857,222 Returnees

▶ Three main districts of return



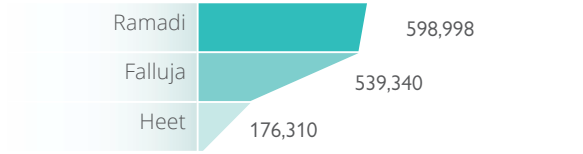
▶ Governorates of last displacement



Others: Najaf, Kerbala, Baghdad, Babylon, Kirkuk, Wassit, Sulaymaniyah, Salah al-Din, Basrah, Missan, Qadissiya, Thi-Qar, Muthanna, Diyala and Anbar

Anbar 1,499,058 Returnees

▶ Three main districts of return



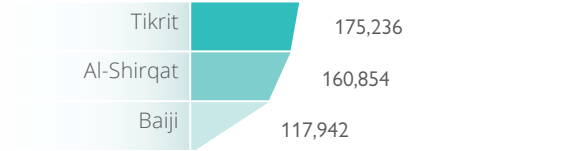
▶ Governorates of last displacement



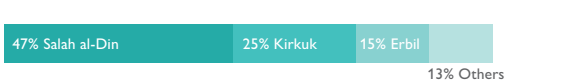
Others: Kirkuk, Sulaymaniyah, Babylon, Salah al-Din, Dahuk, Kerbala, Ninewa and Diyala

Salah al-Din 704,214 Returnees

▶ Three main districts of return



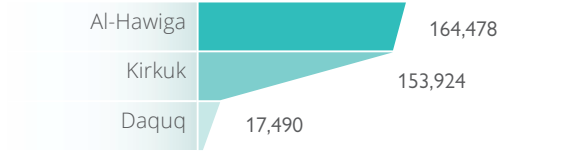
▶ Governorates of last displacement



Others: Sulaymaniyah, Baghdad, Dahuk, Basrah, Kerbala, Najaf, Diyala, Missan, Babylon, Thi-Qar and Wassit

Kirkuk 343,128 Returnees

▶ Three main districts of return



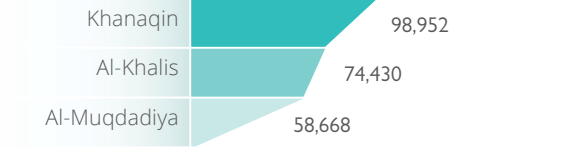
▶ Governorates of last displacement



Others: Erbil, Ninewa, Baghdad and Babylon

Diyala 233,370 Returnees

▶ Three main districts of return



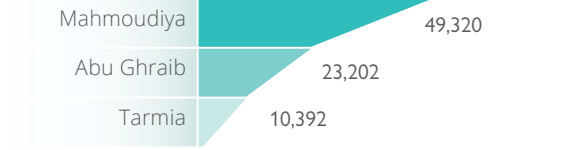
▶ Governorates of last displacement



Others: Baghdad, Erbil and Kerbala

Baghdad 90,678 Returnees

▶ Three main districts of return



▶ Governorates of last displacement



Others: Sulaymaniyah, Kerbala and Missan

Erbil 53,976 Returnees

▶ Three main districts of return



▶ Governorates of last displacement



Dahuk 768 Returnees

▶ Three main districts of return



▶ Governorates of last displacement



RETURNS OVERVIEW

RETURNEE SITUATION UPDATE

Overall return figures: DTM identified a total of 4,782,414 returnees (797,069 households) across eight governorates, 38 districts and 2,090 locations in Iraq. The number new returnees overall has increased progressively in each of the past three rounds, rising by: 12,948 in May–June 2020, 25,920 in July–August 2020, and 38,364 in September–October 2020. Lower return rates prior to September 2020 can be partially attributed to the movement restrictions imposed across the country between early March and early September, in response to COVID-19. Governorates with the highest numbers of overall returnees include Ninewa (1,857,222 with 22,866 new returnees since the last round), Anbar (1,499,058 with 5,292 fewer returnees than recorded in the last round) and Salah al-Din (704,214 with 6,360 new returnees). During the September–October period, DTM recorded 12,198 returnee individuals (2,033 families) arriving from camps, representing a decrease from the number recorded in the July–August period (13,170 individuals).²

The majority of those who came from camp settings returned to Ninewa Governorate (10,974), especially to the districts of Sinjar (8,610)³ and Al-Ba’aj (1,410). A significant number also returned to Salah al-Din Governorate (1,194), mainly to the districts of Al-Shirqat (762) and Al-Fares (288). Furthermore, between September–October, returns took place to 11 locations in the governorates of Ninewa, Salah al-Din and Kirkuk that had previously witnessed no returns. Reasons for these returns included the improved security situation, increased opportunities for livelihoods, as well as returnees’ emotional desire to return home.

District-level figures: As with the last round, Mosul in Ninewa Governorate remains the district hosting the highest number of returnees with 1,042,914 individuals (22%), of whom 3,654 were recorded as arriving in this round. Additionally, Anbar Governorate’s District of Ramadi has the second highest number of returnees (598,998; 13%), of whom 2,916 were recorded as arriving in this round, while Falluja in the same governorate also has received a significant number (539,340; 11%), of whom 480 arrived in this round. Otherwise, Ninewa Governorate’s Telafar District has a high number of returnee individuals overall (352,002), but it only received a small number in this round (954).

Additionally, while a relatively small overall number of returnee individuals have arrived to Ninewa Governorate’s Sinjar District (97,434), the district received the highest number of individual returnees in this round (12,924).

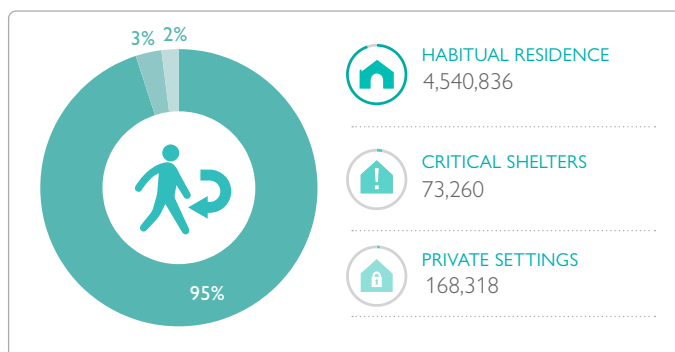
Ninewa Governorate’s Al-Ba’aj District has also received a small number of returnees overall (46,410), but received a significant number of new arrivals in this round (3,918).

Shelter types: In the September–October period, 33,084 individuals returned to habitual residences that are in good condition (bringing the overall number to 4,540,836; 95%), while 3,924 individuals returned to critical shelters (bringing the total number to 168,318). Additionally, during this period, 1,404 individuals returned to private settings (bringing the total number to 73,260).

The highest number of returnee individuals living in shelters in critical condition are in Ninewa Governorate (53,502; 32%), especially in the districts of Mosul (31,698), Sinjar (7,842) and Telafar (7,236). A high number of returnee individuals living in critical shelters was also recorded in Anbar Governorate (44,076; 26%), with this group mainly located in the districts of Falluja (15,096) and Al-Ka’im (9,846). In addition, a further 40,326 returnee individuals live in critical shelters in Salah Al-Din Governorate (24%), with most of this group spread across three districts: Baiji (12,420), Tikrit (9,444) and Al-Shirqat (8,322).

Overall, in the September–October period, there are eight locations where all returnees are living in shelters in critical condition, hosting a total of 4,458 individuals (up from 4,278 in the July–August period). All returnees are living in shelters in critical condition in two locations in Anbar Governorate (where 3,126 individuals are residing), two locations in Salah al-Din (954 individuals), two locations in Ninewa (138 individuals), one location in Kirkuk (150 individuals) and one location in Diyala (90 individuals).

Figure 3. Returnee shelter types

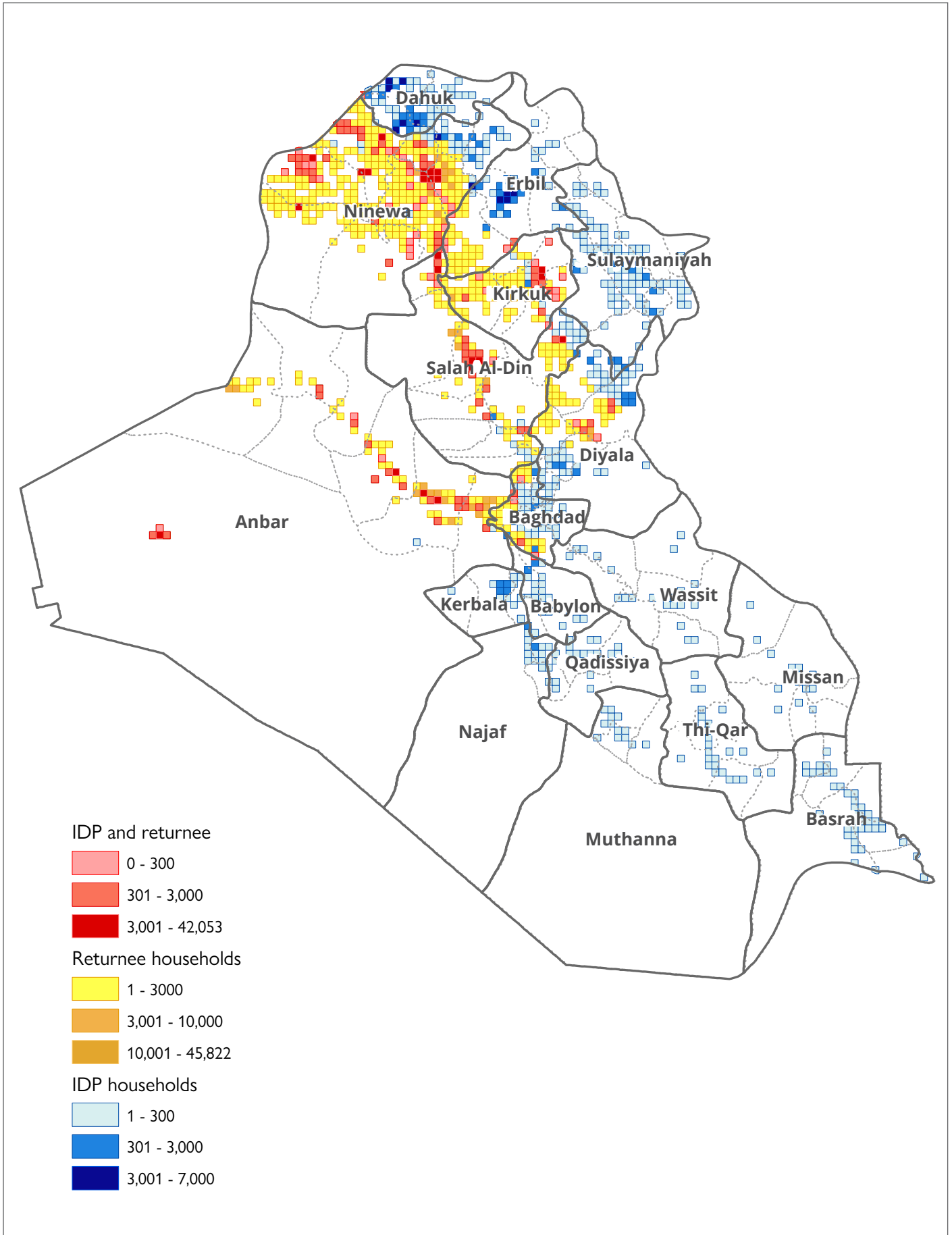


1 Since March 2020, DTM Iraq has produced multiple COVID-19 Mobility Restrictions reports, covering the impact of restrictions and public health measures on Iraqi citizens and migrants across the country, including at Points of Entry with neighbouring countries (Syria, Turkey and Iran). All products are available at the following link: http://iraqdtm.iom.int/COVID19/MovementRestrictions_HealthMeasures

2 Since October 2020, DTM has implemented multiple rounds of Emergency Tracking assessments, producing information on the number of individuals departing from camp settings in the governorates of Ninewa, Anbar, Kerbala, Baghdad, Diyala, Kirkuk and Salah al-Din. These movements follow the closure or re-classification of camps and informal sites. All products are available at the following link: <http://iraqdtm.iom.int/ldpMovements>

3 Between June and November 2020, DTM Iraq has implemented multiple rounds of Emergency Tracking assessments, producing information on the number of individuals returning to Ninewa Governorate’s Sinjar and Al-Ba’aj districts from the Kurdistan Region of Iraq, as well as internally from within Ninewa governorate. All products are available at the following link: <http://iraqdtm.iom.int/ldpMovements>

Map 1. Presence of IDPs and returnees by area



METHODOLOGY

IOM's DTM aims to monitor displacement and provide accurate data about the IDP and returnee populations in Iraq. Data is collected through IOM's Rapid Assessment and Response Teams (RARTs), composed of over 100 staff members deployed across Iraq. Data collection for Round 118 took place during the months of September and October 2020 across 18 governorates.

Data from the IDP Master List and Returnee Master List is gathered through a well-established large network of over 9,500 key informants that includes community leaders, mukhtars, local authorities and security forces. Additional information is gathered from government registration data and partner agencies.

IOM RARTs collect Master List data continuously and report it bi-monthly. However, limited access due to security issues and other operational constraints can affect information-gathering activities. The variation in displacement figures observed between different reporting periods, in addition to true variation of the population figures, may be influenced by other factors such as the continuous identification of previously displaced groups and the inclusion of data on secondary displacements within Iraq.

The displaced populations are identified through a process of collection, verification, triangulation and validation of data. IOM continues to closely coordinate with federal, regional and local authorities to maintain a shared and accurate understanding of displacement across Iraq.

To facilitate analysis, this report divides Iraq into three regions: the Kurdistan Region of Iraq (KRI) includes Dahuk, Sulaymaniyah and Erbil Governorates; the South includes Basrah, Missan, Najaf, Thi-Qar, Qadissiya and Muthana Governorates; and the Central North includes Anbar, Babylon, Baghdad, Diyala, Kerbala, Kirkuk, Ninewa, Salah al-Din and Wassit Governorates.

Calculations used to determine the number of individuals:

In each location the number of individuals is calculated by multiplying the number of households by six, the average size of an Iraqi household as per governmental statistics, for all out-of-camp IDPs and returnees. Since the previous July–August 2020 period (Round 117), the number of individuals for in-camp IDPs has been calculated by multiplying the number of households by five, which is the average household size consistent with data from the Iraq Camp Coordination and Camp Management (CCCM) Cluster since 2018.

In all rounds prior to July–August 2020, the number of in-camp IDPs was calculated by multiplying the number of households by six. Since the calculation methodology is consistent between Rounds 117 and 118, comparative analysis between these two datasets will not be affected. However, it should be noted that comparing the number of in-camp IDPs between Rounds 117 or 118 periods with any previous rounds are affected by the change in the revised calculation methodology. For the most accurate and up-to-date information on out-of-camp IDPs, please refer to the [CCCM Cluster](#).

The methodology uses the following definitions:

The DTM considers as internally displaced persons (IDPs) all Iraqis who were forced to flee from 1 January 2014 onwards and are still displaced within national borders at the moment of the assessment.

The DTM considers as returnees all those displaced since January 2014 who have returned to their location of origin, irrespective of whether they have returned to their former residence or to another shelter type. The definition of returnees is not related to the criteria of returning in safety and dignity, nor with a defined durable solutions strategy.

The location is defined as an area that corresponds either to a village for rural areas or a neighbourhood for urban areas (i.e. fourth official administrative division).

Habitual residence is the same residence prior to displacement.

Private settings include owned property, rented houses, hotels/motels and host families.

Critical shelters include informal settlements, religious buildings, schools and unfinished or abandoned buildings. For returnees, critical shelters also include habitual residences that are severely damaged or destroyed and for IDPs, long-term rental accommodations that are unfit for habitation (having characteristics of unfinished or severely damaged buildings).

For more information, visit iraqdtm.iom.int or contact the team at iraqdtm@iom.

IOM DISCLAIMER

The information contained in this report is for general information purposes only. Names and boundaries on DTM information products do not imply official endorsement or acceptance by IOM. The information in the DTM portal is the result of data collected by IOM field teams and complements information provided and generated by governmental and other entities in Iraq. IOM Iraq endeavors to keep this information as up to date and accurate as possible, but makes no claim —expressed or implied— on the completeness, accuracy and suitability of the information provided through this report. Challenges that should be taken into account when using DTM data in Iraq include the fluidity of the displaced population movements along with repeated emergency situations and limited access to large parts of the country. In no event will IOM be liable for any loss or damage, whether direct, indirect or consequential, related to the use of this report and the information provided herein.

IOM Iraq thanks the U.S. Department of State, Bureau of Population, Refugees and Migration (PRM) for its continued support. IOM Iraq also expresses its gratitude to IOM Iraq's Rapid Assessment and Response Team (RART) members for their work in collecting the data, often in very difficult circumstances; their tireless efforts are the groundwork of this report.

