

MOVEMENT OF CAMP IDPs

Period covered: 23 – 29 NOVEMBER 2020

ARRIVAL OF IDPs FROM CAMPS TO NON-CAMP SETTINGS¹

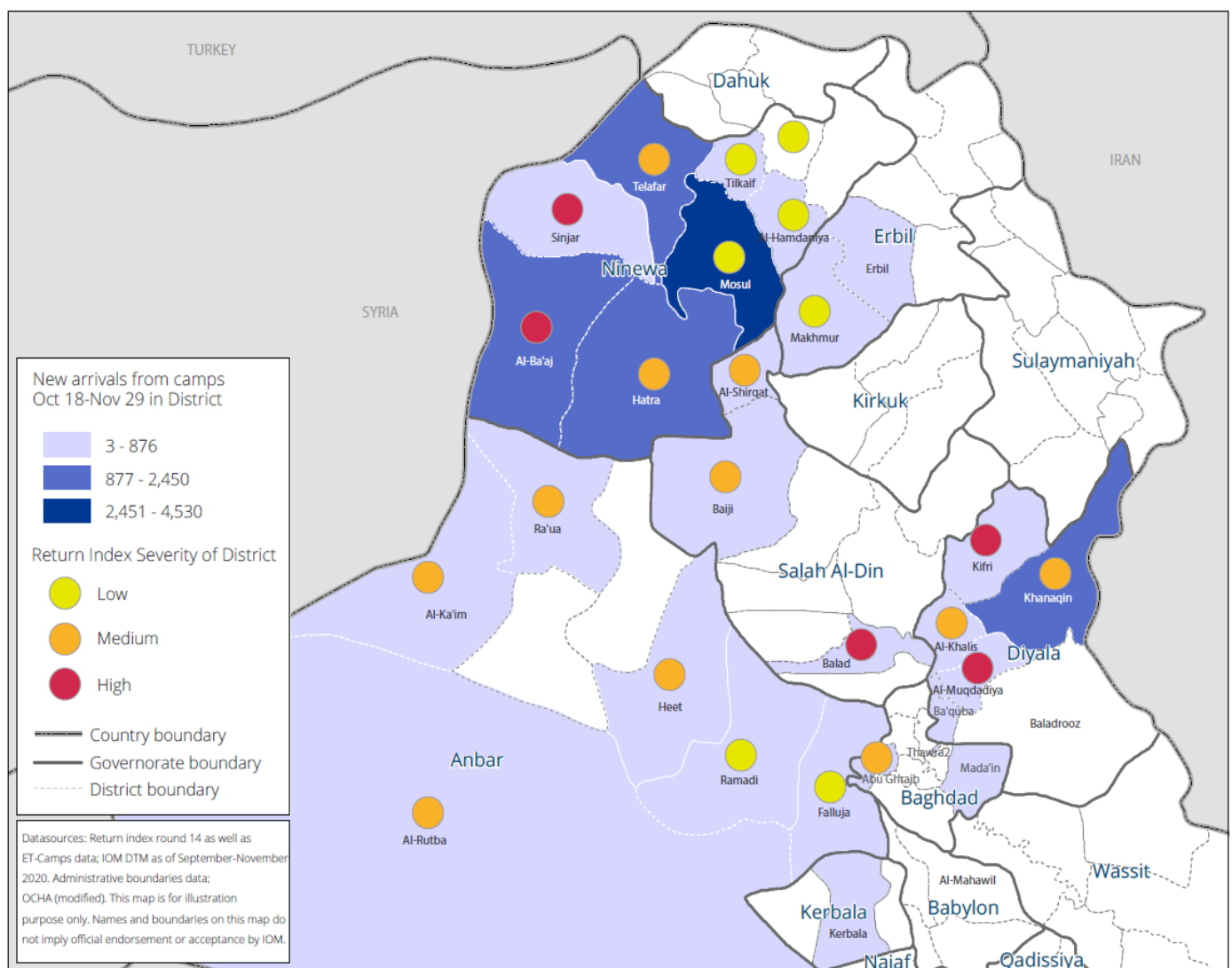
Arrivals

3,565 Households
18,929 Individuals²

72% as returnees
28% as out-of-camp IDPs

Between 23 and 29 November 2020, a total of 959 households (5,265 individuals) have been recorded as arriving to non-camp settings following the camp closures that are currently taking place. A total of 3,565 households (18,929 individuals) have been recorded as arriving to non-camp settings since the camp closures began in mid-October. These households have arrived to the governorates of Anbar, Baghdad, Diyala, Erbil, Kerbala, Ninewa, and Salah al-Din. Of the total recorded arrivals since 18 October 2020, 989 households (28%) have not returned to their location of origin and are now considered to be secondarily displaced, while 2,576 households (68%) have returned to their respective village or neighborhood of origin and are considered to be returnees.

A joint survey by the Iraq Information Centre (IIC), CCCM and Protection Clusters highlights that 55% of the 124 surveyed households who departed camps, mainly in Baghdad, Kerbala and Diyala, have returned to their location of origin, a proportion that reflects the data collected by DTM in areas of arrival from the same assessed camps. Of that number, it was further assessed by IIC that 41% of them did not return to their habitual residence. The primary reasons given by respondents during the follow-up survey for not returning to areas of origin were damaged shelter, lack of livelihood opportunities and unstable security situation in the area of origin.³



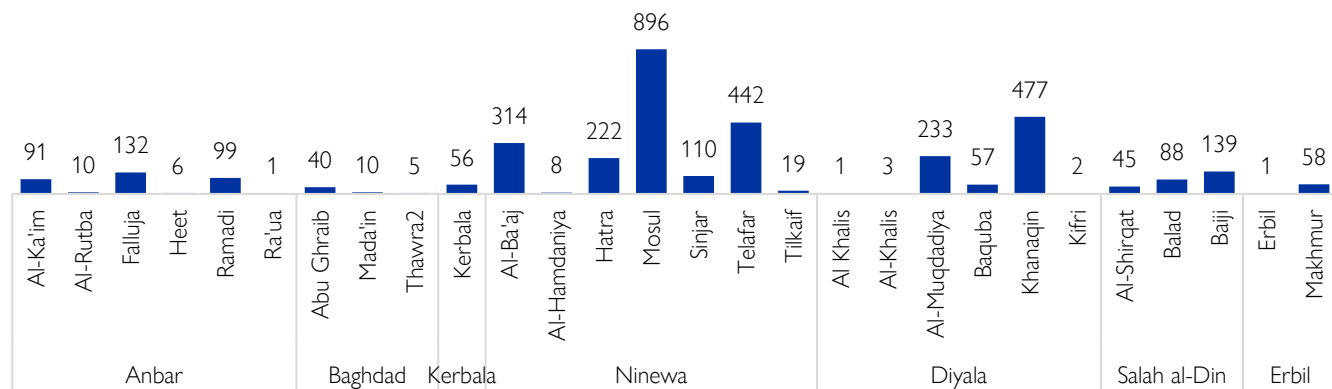
1 Unless specified otherwise, camp settings include both formal camps and big informal sites.

2 In most cases, data on the number of individuals departing camps and arriving to new locations was collected. Where this could not be collected, the number was estimated based on an average household size of 6.

3 CCCM Cluster, Protection Cluster and IIC Camp Departures Follow Up Survey, September 2019 – November 2020, Round 27.

ARRIVAL OF IDPs FROM CAMPS TO NON-CAMP SETTINGS

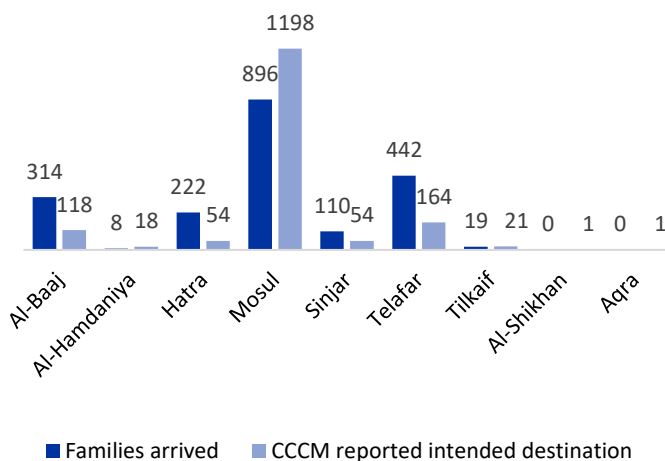
NUMBER OF HOUSEHOLDS PER DISTRICT OF ARRIVAL AFTER CAMP DEPARTURE



Between 23 and 29 November 2020, Ninewa governorate received the most arrivals primarily in the districts of Mosul (311 households), Al-Ba'aj (94) and Telafar (55), followed by Diyala governorate in the districts of Khanaqin (138) and Al-Muqdadia (74), and Salah Al-Din in the district of Baiji (139). This reflects the general trend since the movements began, with Ninewa having received the most arrivals overall (2,011 families) followed by Diyala (773), and then Anbar (339). However, as shown in the graph on the right, actual arrivals do not always match reported intentions in the exit survey when leaving the camp, indicating that some households are not able to return to the area they reportedly intended to go to.

In the table below, the top ten districts of arrival are shown with the latest Return Index round 10 data.⁷ While the greatest proportion have arrived to Mosul district, which overall is a district with a low severity, five out of the top ten districts of return are considered to be high severity – Al Ba'aj, Baiji, Al-Muqdadia, Balad and Sinjar districts.

NINEWA GOVERNORATE
NUMBER OF HOUSEHOLDS ARRIVED VS NO OF HOUSEHOLDS INTENDING TO ARRIVE⁶



Return Index Round 10: Severity level and total caseload of main districts of camp arrivals

District	Governorate	RI severity level	Total # returnees in district (individuals)	Total # of IDPs in district (individuals)	Total new arrivals from camps to district (individuals)
Mosul	Ninewa	Low ●	1,042,914	133,330	4,530
Khanaqin	Diyala	Medium ●	98,952	15,000	2,611
Telafar	Ninewa	Medium ●	352,002	9,228	2,450
Al-Ba'aj	Ninewa	High ●	46,410	6,420	1,534
Al-Muqdadia	Diyala	High ●	58,668	180	1,320
Hatra	Ninewa	Medium ●	47,448	2,754	1,059
Baiji	Salah al-Din	Medium ●	117,942	396	846
Balad	Salah al-Din	High ●	67,572	4,506	715
Falluja	Anbar	Low ●	539,340	20,978	668
Sinjar	Ninewa	High ●	97,434	33,588	651

6 Calculations based on the Iraq CCCM Exit Survey on camp departures from 14 October to 23 November 2020.

7 IOM DTM Return Index round 10, available from: <http://iraqdtm.iom.int/ReturnIndex>

DEPARTURE OF IDPs FROM CAMP SETTINGS



Departures (18 Oct - 29 Nov)

6,449 Households

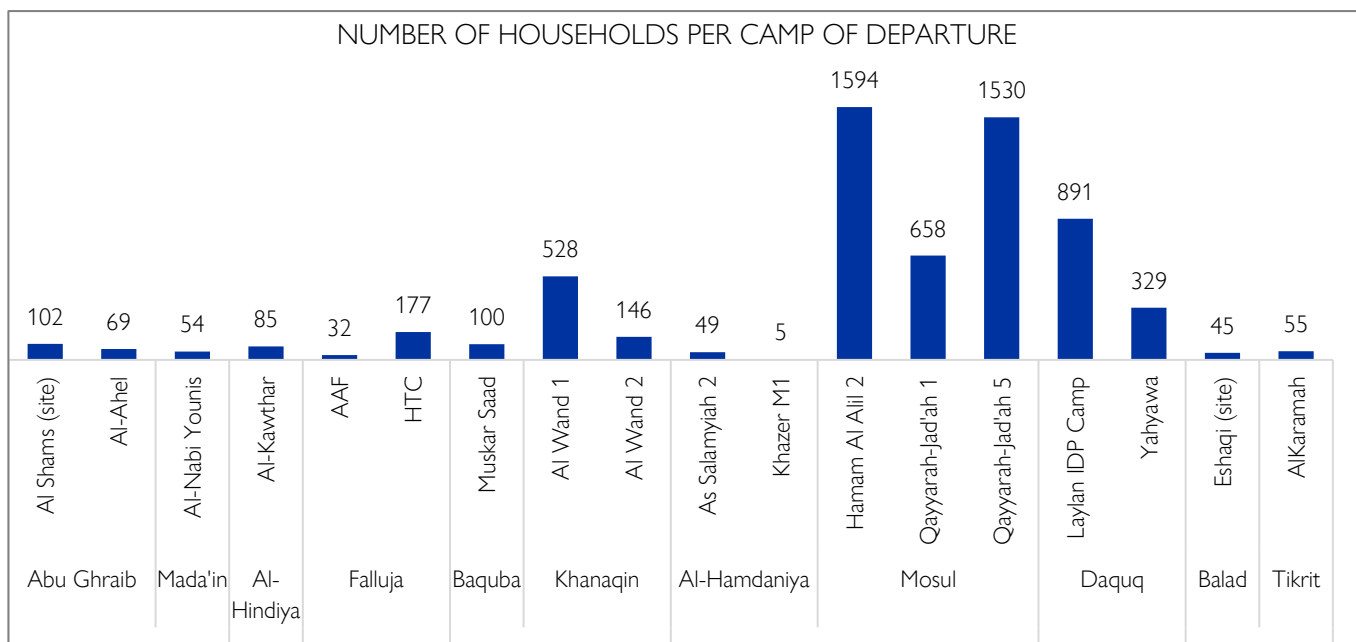
32,092 Individuals

13% of all camp IDPs have departed a formal camp⁸

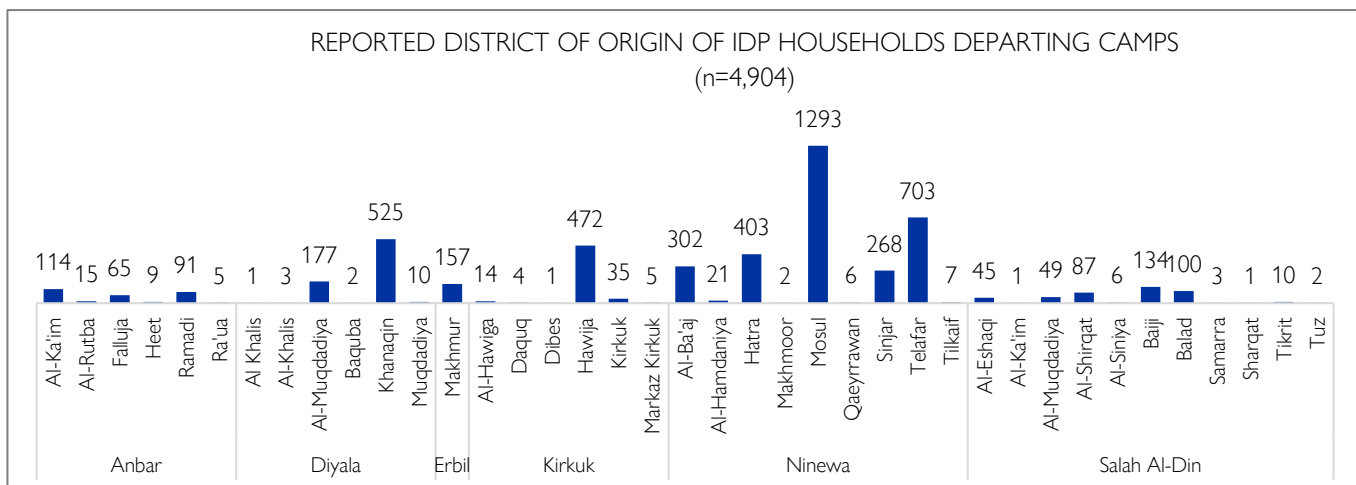
In the same reporting period, 1,161 further households (6,225 individuals) were recorded as departing from camp settings, bringing the total number of departures to 6,449 families (32,092 individuals) since this round of camp closures began in mid-October 2020. While most departures have taken place from Ninewa governorate, departures have also been recorded from camp settings in Anbar, Baghdad, Diyala, Kerbala, Kirkuk and Salah Al-Din governorates. In this reporting period, the majority of departures came from Laylan IDP Camp in Kirkuk governorate (859 households), and Al Wand 1 Camp in Diyala governorate (212). As of 28 November, the CCCM cluster reports 11 camps and informal sites have been closed, and 2 formal camps reclassified as informal sites.⁹

Analysis shared in an email by the CCCM and Protection Clusters reveals that, of the households remaining in the formal camps in Federal Iraq, forty per cent (40%) are female-headed households and a further 9 per cent (9%) are headed by a person aged 60 or over. The closure and reclassification of camps and informal sites with high proportions of female headed households – such as HTC informal site, Hamam al Alil 2, and Qayyarah-Jad'ah 1 – will continue to be closely monitored as those households may be more vulnerable to secondary displacement or protection issues if they lack civil documentation or face marginalization in non-camp areas of arrival or their area of origin due to perceived affiliations.¹⁰

NUMBER OF HOUSEHOLDS PER CAMP OF DEPARTURE



REPORTED DISTRICT OF ORIGIN OF IDP HOUSEHOLDS DEPARTING CAMPS (n=4,904)



8 Calculations based on the Iraq CCCM Camp Master List and Population Flow, October 2020.

9 Camp Closures Situation Report 9, CCCM and Protection Cluster, 26 November 2020.

10 Camp Closures Situation Report 9, CCCM and Protection Cluster, 26 November 2020.