

# UNDERSTANDING PROTRACTED DISPLACEMENT: METHODOLOGY

## INTRODUCTION

As displacement within Iraq becomes increasingly protracted for internally displaced persons (IDPs), further research is needed to understand its causes and put forward potential durable solutions.<sup>1</sup> The United Nations (UN) International Organization for Migration Displacement Tracking Matrix (IOM DTM) undertook this study of urban displacement in Iraq to support evidence-based planning for the humanitarian community and the Government of Iraq, and to inform a more comprehensive understanding of protracted displacement in this post-emergency phase. Data for this assessment was collected on a sample of households, representative at the city level (95%, 5%), between March and December 2020 across ten urban centres of Iraq, shown in Map 1. The findings of the assessment are presented in three outputs: one set of factsheets covering the assessed cities in the [Kurdistan Region of Iraq \(KRI\)](#), one set of factsheets covering the assessed cities of [Federal Iraq](#), and a comparative analysis report covering all 10 assessed cities. This document outlines in detail the methodology and key definitions used throughout the study.

## METHODOLOGY

As most IDPs reside in urban centres across Iraq, DTM determined that this study would focus on those centres, with data collected at the household level to generate findings that are representative at the city and national level. Existing data on IDPs in or at risk of protracted displacement was used to select the main urban centres that are the focus of this study. These areas were selected with the aim of understanding the progress and challenges

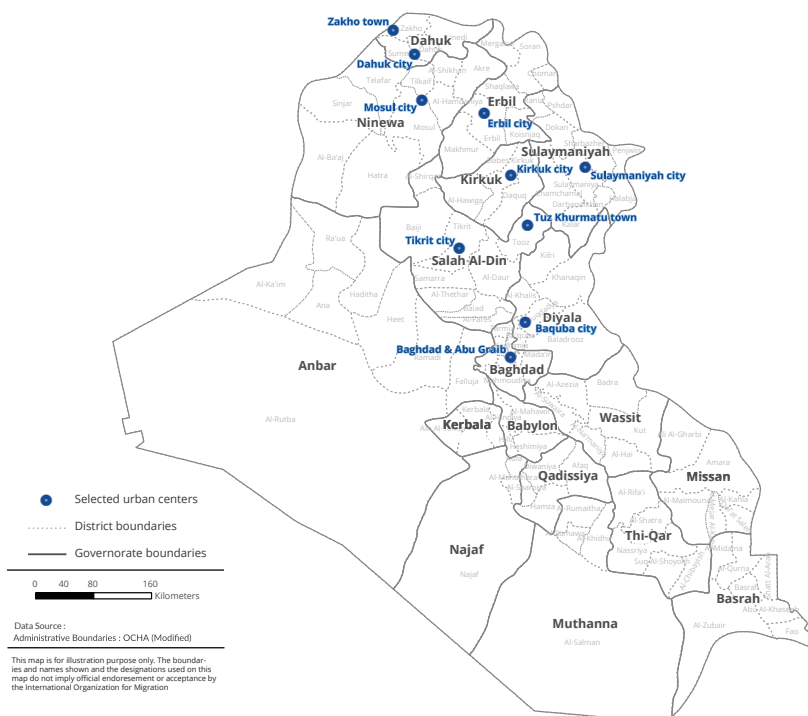
related to achieving durable solutions to displacement. For the purposes of this study, protracted displacement was defined as three years of displacement or longer; and all IDPs included in the study were displaced as a result of the 2014 crisis (or re-displaced as a result of this crisis, if they had already been forced to resettle prior to 2014).<sup>2</sup> Additionally, all IDPs included in the study are residing in host communities and not in camp settings, as conditions for IDPs in camps vary substantially, both between camps and from conditions in the host communities.

The assessment sought to answer the following questions:

1. What is the profile of protracted non-camp IDPs across the country, and of those at risk of becoming protracted?
2. What are the IDPs' preferred durable solutions to their displacement? How do they vary across location, wave of displacement, and other critical factors?
3. To what extent has progress toward the IDPs' desired durable solution to displacement been made?
4. What are the obstacles to ending protracted displacement that IDPs encountered?

In order to obtain insights with a high degree of reliability, a household-level assessment was launched based on urban centres with a high IDP caseload according to the most recent Master List.<sup>3</sup> Since it was not possible to cover the whole population of interest, the assessment used a two-step process, by first selecting the urban centres of interest, and then sampling within these cities.

Map 1. Sampled urban centres



1 The IASC framework considers that IDPs have reached a durable solution when they no longer face discrimination or disadvantage on the basis of their displaced status. The remaining five criteria in order of listing are: housing, land and property; personal and other documentation; family reunification; access to justice; and participation in public affairs. More information available from: <https://interagencystandingcommittee.org/other/iasc-framework-durable-solutions-internally-displaced-persons>

2 Protracted displacement is generally described as a condition in which IDPs are prevented from accessing durable solutions that would reduce their displacement-induced vulnerability, impoverishment and marginalization. The criteria for this determination relate to: the duration of displacement (UNHCR defines protracted displacement as three or more years in displacement); locations where durable solutions are not possible (i.e. return, settlement in the area of displacement, or resettlement in a third area); the continued dependence on humanitarian assistance while economic conditions are either not improving or are further deteriorating; and the continuing or worsening psychosocial impacts of displacement and marginalization.

3 The sample was initially drawn in October 2019, and the majority of IDPs in this study have been displaced since October 2016 or longer, as established through the IDP Master List.. Master List round 112 was the most up to date at the time of drawing the sample, available from: <http://iraqdtm.iom.int/MasterList#Datasets>

## STEP 2: DETERMINING THE SAMPLING FRAME

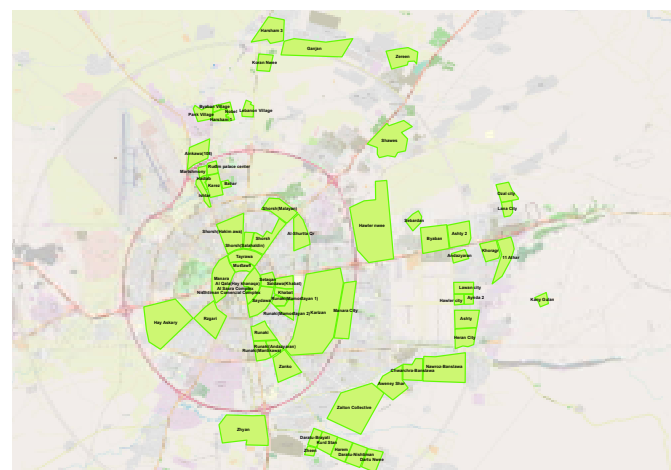
Each urban centre selected was treated separately for determining the sampling frame. A sampling strategy was adopted for each urban centre, which varied depending on whether it had more or fewer than 50 locations where IDPs resided to be included in the sample. The two groups were treated in the following manner:

- Urban centres with fewer than 50 locations

Urban centres with more than 50 locations

The second group included Baghdad city, Erbil city, Mosul city and Sulaymaniyah city, with between 86 and 365 locations. For this group, covering all locations would have been too operationally challenging, hence a two-stage sampling process was conducted with locations as the primary sampling units (PSUs) and households as the secondary sampling units (SSUs). The number of locations in each city was selected to be the maximum possible number logistically feasible and as such, locations with fewer than 10 households were excluded from the sampling frame. This step excluded less than one per cent of the target population in Erbil city, Mosul city and Sulaymaniyah city, and 11 per cent in Baghdad city. A probability proportional to size (PPS) was used to select locations that were included in the survey, considering the total number of households in each location as a size variable (in accordance with the PPS procedure<sup>5</sup>). The total number of households to be interviewed in each city was calculated considering a margin of error equal to 5 per cent around a prevalence value of 50 per cent, given a 95 per cent confidence interval and a design effect of 1.3. households were allocated within selected locations proportionally to the IDP population size of the selected locations.

Map 3: Selected locations in Erbil city



Once established, the RARTs used Google Earth or Open Street Map to map the boundaries of each neighbourhood within the urban centre, creating .KML files for each town/city, which were validated by the GIS team.

5 PPS sampling is a method used to determine the sample size needed from a finite population, where the probability of selecting a unit is proportional to its size within the population.

## Use of auxiliary information in sampling and estimation

The district/governorate of origin of the household was the only information used as auxiliary information in sampling to improve the efficiency of the actual sample.<sup>6</sup> The district/governorate of origin was chosen because it is known to be associated with households' intentions for the future. However, since the level of heterogeneity of the variable in each city was very high, it was not feasible to create a stratification variable that allowed to control the composition of the sample in terms of households' area of

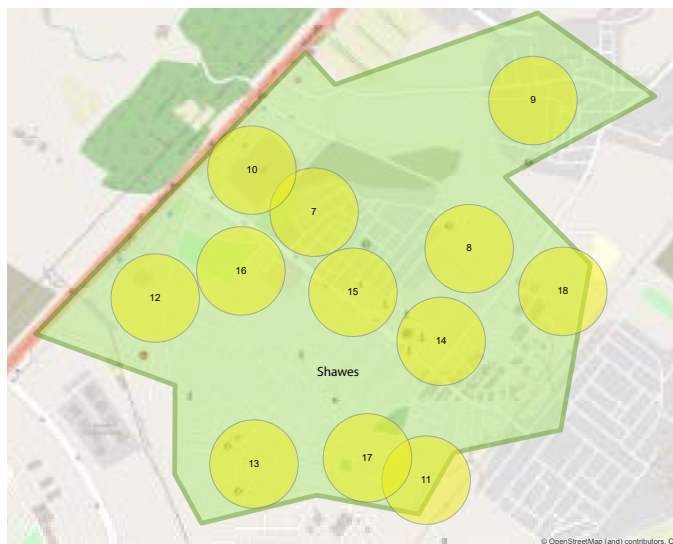
origin – using this variable would have caused an impractical increase in the sample size. As a result, the auxiliary information was introduced into the sample size calculation by oversampling, which was conducted in all cities where households vary greatly in their area of origin. Area of origin data was taken from the ML 112. This approach was used for Kirkuk city and Sulaymaniyah city and led to an increase of 10 per cent in the number of households to be interviewed. The final sample breakdown, including the number of PSUs and SSUs, is shown in table 1.

Table 1: Sample Breakdown

City	Population		Sample	
	# of locations	# of households	# of locations	# of households
Baghdad and Abu Gharib	365	4,869	78	452
Baquba	16	2,299	16	330
Dahuk	44	5,972	44	343
Erbil	93	20,604	68	500
Kirkuk	38	12,104	38	396
Mosul	86	17,512	62	486
Sulaymaniyah	151	10,035	72	525
Tikrit	23	1,815	23	308
Tooz Khormatu	8	3,288	8	332
Zakho	13	6,869	13	350
Total	837	85,367	422	4,022

Once the sample breakdown was established, the next step was to create maps for the field teams to locate households for interviews. Random GPS points were dropped within the neighbourhood parameters established in step 1 in order to guide field teams to locations for the random selection of households. The two closest households in relation to the dropped pin were selected for interviews.

Map 4: Shawes neighbourhood in Erbil, with random GPS locations selected



A buffer of 150 m was drawn around each GPS location in which a household could be selected, allowing for limited flexibility for the data collection teams in identifying households. Each neighbourhood included more random GPS locations than were needed to ensure that the total sample could be reached. Due to the random selection of GPS points, it was anticipated that there may be some locations where suitable households to interview would not be found.

Map 5: A random point with 150 m buffer zone



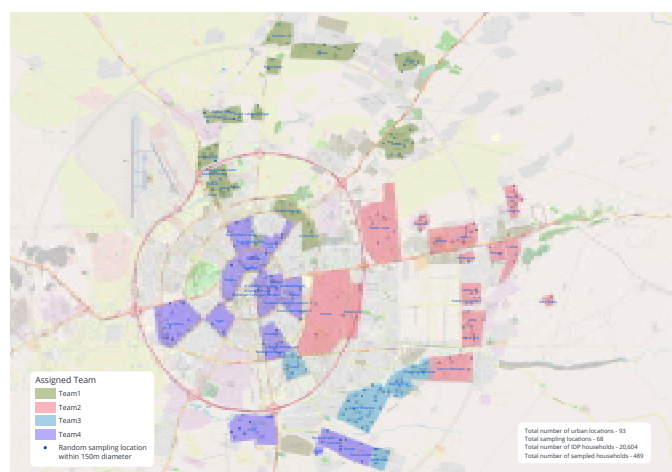
Maps were developed for each city/town using ArcGIS Beta to enable maps, location and neighbourhood-level information to be available both on and offline. For a small number of locations, particularly in Dahuk and Zakho, which are relatively small urban centres with high IDP populations, this selection method could not be used due to the very high number of IDP households to be interviewed within a small geographical space. For these locations, the number of households to be selected per GPS location was increased to a maximum of eight, and additional limits were imposed to ensure that the selection process remained random.<sup>7</sup>

Once all maps were created, they were colour-coded to assign teams to particular locations where they were responsible for data collection. Teams consisted of one team leader from the RARTs, three enumerators and one driver. All data collectors and team leaders attended a two-day training on the maps, the Open Data Kit (ODK) form using tablets for data collection and the sampling methodology. The data collection plan allowed a maximum of 10 days for data collection, depending on the size of the city and the household target.

<sup>6</sup> If feasible, the information on district/governorate of origin will be incorporated in the estimation phase as a post-stratification variable.

<sup>7</sup> For example, a limit of five was placed on the maximum number of household interviews that could be conducted within one building hosting a large number of IDP families.

Map 6: Colour-coded map of Erbil for data collection teams



Trainings were staggered between March and December 2020 as a result of the coronavirus disease 2019 (COVID-19) pandemic restrictions, which placed limitations on data collection. The full questionnaire used for this assessment is shown in Annex 1.

## DEFINITIONS

Several indicators and technical definitions are used throughout the factsheets, outlined below:

**Adequate/good access:**<sup>8</sup> DTM created a composite index to better understand access to infrastructure and services. All indicators were weighted with the number of IDPs living in the location where the issue was reported to determine the severity of conditions in each location, using a three-point scale of high severity, medium severity and low severity. For the assessed services/facilities to be considered as adequate, the location had to fulfil at least 13 of the following 17 criteria:

- Electricity/water: at least 75 per cent of residents at the location were connected to the public electricity network, and at least 75 per cent had tap water running.
- Primary and secondary schools, health clinics, hospitals, markets, places of worship and police stations: these services were present and functional within 5km, with the hospital within 10km.
- Courts, legal services for Housing, Land and Property (HLP) issues, offices for Public Distribution System (PDS) and civil directorates: these services were functional and present within the sub-district.
- Access to latrines, desludging and waste collection services, and immunizations for the community.

**Dependency ratio** – The dependency ratio relates to the number of children (aged 0–17 years) and older persons (aged 60 years or older) in relation to the working-age population (aged 18–59 years).

**IDP to population ratio** – the ratio of IDPs to the population in each city. IDP estimates refer to IOM DTM Master List 117 (August 2020), while urban population estimates refer to 2009 figures and official estimation of the urban population at sub-district level according to the household listing.<sup>9</sup>

**Male to female (sex) ratio** – the ratio of males to females in the IDP population. A sex ratio of 112, for example, means that males slightly outnumber females by 112 males to every 100 females.

**Stable income sources** – regular income generated from salaried work (public or private sector), pensions, own business or from rented property that is not fluctuating significantly on a month-by-month basis.

**Female-headed household** – households that are headed by a female member.

**Essential identity documents** – the documents considered to be essential for the purposes of this study are: proof of nationality/national ID, marriage certificate, birth certificate, residency card, public distribution system (PDS) card, Ministry of Migration and Displacement (MoMD) registration, death certificate. All others are not considered to be essential for the purpose of this study.<sup>10</sup>

**Functional difficulties** – the Washington Group Questions on Disability Statistics use the term ‘functional difficulty/ies instead of disability. This choice is intended to focus on those who have difficulty in carrying out basic universal tasks in order to identify those within a population who would be at greater risk of social exclusion if their environment is not enabling. Additionally, verification of ‘disability’ requires a medical diagnosis that cannot be ascertained during an assessment of this nature.<sup>11</sup>

The questions use a 5-point assessment scale ranging from ‘no difficulty’ to ‘cannot do at all’. As recommended by the developers of the methodology, any answer from point 3 on the scale ‘a lot of difficulty’ and upwards in at least one domain is considered to be a functional difficulty for the purpose of this assessment.

**Safety and Social Cohesion Index:**<sup>12</sup> A composite index looking at levels of safety, security and social cohesion in urban centres was developed using the following criteria:

- **Safety and security:** security incidents (excluding petty crime), concerns about armed clashes/revenge/ISIL/ethno-religious tensions, security cited among main needs, location has been attacked or occupied.
- **Social cohesion:** Favouritism in employment/assistance/political representation/access to services, threats/mistrust/attacks/feeling unwelcome, IDPs needing special permits to be allowed freedom of movement.

<sup>8</sup> More details on the infrastructure and services composite indicator can be found in the ‘Urban displacement in Iraq: A preliminary analysis’ factsheets which serve as a baseline to this study. Available from: <http://iraqdtm.iom.int/DurableSolutions>. All indicators have been updated with ILA 5 data.

<sup>9</sup> Estimates available from: <https://www.citypopulation.de/Iraq-Cities.html>

<sup>10</sup> This definition of essential documentation used for this study includes all those considered critical in the Multi-Sector Needs Assessment (as defined by the Protection Cluster and REACH 2020) but also considers additional documentation that is considered necessary to be able to obtain a durable solution to displacement. Additionally, the questionnaire allowed space for the respondent to list another document if missing and considered essential. More information on essential documentation is available from: <https://www.reachresourcecentre.info/country/iraq/theme/multi-sector-assessments/cycle/28380/#cycle-28380>

<sup>11</sup> The Washington Group on Disability Statistics, Conceptual Framework. Available from: <https://www.washingtongroup-disability.com/about/conceptual-framework/>

<sup>12</sup> More details on the safety, security and social cohesion composite indicator can be found in the ‘Urban displacement in Iraq: A preliminary analysis’ factsheets which serve as a baseline to this study. Available from: <http://iraqdtm.iom.int/DurableSolutions>. All indicators have been updated with ILA 5 data.

## City IDP population

High recipient	City hosting 10% or more of the total caseload of current non-camp IDPs in Iraq
Medium recipient	City hosting between 3% and 10% of the total caseload of non-camp IDPs
Low recipient	City hosting less than 3% of the total caseload of non-camp IDPs

## Rate of change in IDP Population

The rate of change is used to highlight the fluidity of IDP arrivals and departures between two points, in this case between ML 117 (August 2020) and ML 111 (August 2019). A negative rate of change indicates that the IDP population has increased over the reporting period. The rate of change is classified using the following categories:

Stationary	City with a rate of change for the displaced population of less than 10%, indicating that IDPs are not (or only very slowly) moving out of their location of displacement
Fairly stationary	City with a rate of change for the displaced population between 10% and 20%
Fairly dynamic	City with a rate of change for the displaced population between 20% and 30%
Dynamic	City with a rate of change for the displaced population above 30%, indicating that IDPs have been rapidly or very rapidly moving out of their location of displacement

## District of origin

Homogeneous	City with 80% or more of the IDPs coming from the same district of origin
Fairly homogeneous	City with between 50% and 80% of the IDPs coming from the same district of origin
Mixed	City with no majority group found in terms of district of origin

## Ethno-religious composition

Homogeneous	City with 80% or more of the IDPs coming from the same ethno-religious group
Fairly homogeneous	City with between 50% and 80% of the IDPs coming from the same ethno-religious group
Mixed	City with no majority group found in terms of ethno-religious group

## Length of displacement

Homogeneous	City in which 80% or more of the IDPs displaced within the same time period
Fairly homogeneous	City in which 50% to 80% of the IDPs displaced within the same time period
Mixed	City with no majority group found in terms of time of displacement
Protracted displacement	IDPs who fled before October 2016

## Waves of displacement

1	January to May 2014 <sup>13</sup>
2	June to July 2014
3	August 2014
4	September 2014 to March 2015
5	April 2015 to February 2016
6	March 2016 to October 2016
7	November 2016 to July 2017
8	August 2017 to December 2018
9	January to December 2019
10	January to August 2020

<sup>13</sup> IOM DTM Master List 1 was implemented in April 2018, however the period of displacement it concerns commenced in January 2018.

## ABBREVIATIONS

<b>AoD</b>	Area of Displacement
<b>AoO</b>	Area of Origin
<b>HH</b>	Household
<b>HoHH</b>	Head of Household
<b>IDPs</b>	Internally displaced persons
<b>IOM DTM</b>	International Organisation for Migration Displacement Tracking Matrix
<b>KRI</b>	Kurdistan Region of Iraq
<b>MoMD</b>	Ministry of Migration and Displacement
<b>ML</b>	Master List
<b>ODK</b>	Open Data Kit
<b>RARTs</b>	Rapid Assessment Response Teams

## ANNEX 1. QUESTIONNAIRE

No.	Question	Response options
	Start time of questionnaire	Time
	End time of questionnaire	Time
	Date of assessment	Date
	Enumerator ID	Number
	Record location	Record GPS location
	Name of governorate	Select governorate
	Name of city/urban centre	Select location
	Hello, my name is __ and I work for IOM. We are conducting interviews in order to understand the needs of IDPs in Iraq. This interview will take around 30 minutes, and your answers will remain anonymous and you are free to withdraw at any moment during the survey. The information you provide us will be used in reports and factsheets and shared with humanitarian decision-makers in Iraq. Do you agree to participate?	<input type="radio"/> Yes <input type="radio"/> No
1	Is your household currently displaced unwillingly due to the 2014 crisis?	<input type="radio"/> Yes <input type="radio"/> No
2	What is your age? (if the respondent under 18, end the interview)	Number 1-120
3	What is your sex?	<input type="radio"/> Male <input type="radio"/> Female
4	Are you the head of the household (HoHH)?	<input type="radio"/> Yes <input type="radio"/> No
5	If no, are you able to respond to the questions on behalf of the household?	<input type="radio"/> Yes <input type="radio"/> No
5.1	If no, what is the age and sex of the HoHH?	<input type="radio"/> Male <input type="radio"/> Female Number 1-120
6	Marital status of HoHH	<input type="radio"/> Married <input type="radio"/> Married but partner is missing <input type="radio"/> Never married <input type="radio"/> Widowed <input type="radio"/> Separated <input type="radio"/> Divorced



7	Highest level of education of the HoHH	<ul style="list-style-type: none"> <li>o No education or elementary school not finished</li> <li>o Elementary school finished</li> <li>o Secondary school finished</li> <li>o Professional diploma</li> <li>o University degree</li> </ul>
8	Is the HoHH currently employed/working?	<ul style="list-style-type: none"> <li>o Yes</li> <li>o No</li> </ul>
9	What is your ethno-religious affiliation?	<ul style="list-style-type: none"> <li>o Arab Muslim Sunni</li> <li>o Arab Muslim Shia</li> <li>o Kurdish Muslim Sunni</li> <li>o Kurdish Muslim Shia</li> <li>o Kurdish Yazidi</li> <li>o Chaldean Christian</li> <li>o Assyrian Christian</li> <li>o Christian (do not know what ethnic group)</li> <li>o Shabak Muslim Sunni</li> <li>o Shabak Muslim Shia</li> <li>o Turkmen Muslim Sunni</li> <li>o Turkmen Muslim Shia</li> <li>o Kaka'i</li> <li>o Other</li> <li>o I don't want to answer (respondent)</li> <li>o Enumerator doesn't want to ask</li> </ul>
10	How many members are there in your household including yourself?	Number 1-50
10.1	SADD of household members	Number of girls <5 Number of boys <5 Number of girls 5-17 Number of boys 5-17 Number of females 18-59 Number of males 18-59 Number of females 60+ Number of males 60+
11.1	What governorate in Iraq were you living in before your displacement due to the 2014 crisis (forced to leave your home)?	Select governorate
11.2	What district in Iraq were you living in?	Select district
11.3	What sub-district were you living in?	Select subdistricts
11.4	Which area within this subdistrict were you living in?	Select area
12	When were you displaced for the first time due to the 2014 crisis? Specify the month and the year.	Month/year
13	How many times have you been displaced since 2014, including moving to your current location? Please consider any location where you spent more than 1 week and do not consider as a transit location	Number 1-20
14	When did you arrive to this location? Specify the month and the year.	Month/Year
15	Do you still consider yourself to be displaced now?	<ul style="list-style-type: none"> <li>o Yes</li> <li>o No</li> <li>o I don't know</li> </ul>
16	Were you displaced prior to 2014?	<ul style="list-style-type: none"> <li>o Yes</li> <li>o No</li> </ul>
17	The next questions ask about difficulties you or someone in your HH may have doing daily activities because of a health problem. Please answer the following questions for all members of the HH >=6 years old:	
17.1	Does anyone in your household have difficulty seeing, even if wearing glasses?	<ul style="list-style-type: none"> <li>o No - no difficulty</li> <li>o Yes - some difficulty</li> <li>o Yes - a lot of difficulty</li> <li>o Cannot do at all</li> <li>o I don't want to answer</li> <li>o I don't know</li> </ul>

17.2	Does anyone in your household have difficulty hearing, even if using a hearing aid?	<ul style="list-style-type: none"> <li>○ No - no difficulty</li> <li>○ Yes - some difficulty</li> <li>○ Yes - a lot of difficulty</li> <li>○ Cannot do at all</li> <li>○ I don't want to answer</li> <li>○ I don't know</li> </ul>
17.3	Does anyone in your household have difficulty walking or climbing steps?	<ul style="list-style-type: none"> <li>○ No - no difficulty</li> <li>○ Yes - some difficulty</li> <li>○ Yes - a lot of difficulty</li> <li>○ Cannot do at all</li> <li>○ I don't want to answer</li> <li>○ I don't know</li> </ul>
17.4	Does anyone in your household have difficulty remembering or concentrating?	<ul style="list-style-type: none"> <li>○ No - no difficulty</li> <li>○ Yes - some difficulty</li> <li>○ Yes - a lot of difficulty</li> <li>○ Cannot do at all</li> <li>○ I don't want to answer</li> <li>○ I don't know</li> </ul>
17.5	Using your usual (customary) language, does anyone in your household have difficulty communicating, for example understanding or being understood by others?	<ul style="list-style-type: none"> <li>○ No - no difficulty</li> <li>○ Yes - some difficulty</li> <li>○ Yes - a lot of difficulty</li> <li>○ Cannot do at all</li> <li>○ I don't want to answer</li> <li>○ I don't know</li> </ul>
17.6	Does anyone in your household have difficulty (with self-care such as) washing all over or dressing?	<ul style="list-style-type: none"> <li>○ No - no difficulty</li> <li>○ Yes - some difficulty</li> <li>○ Yes - a lot of difficulty</li> <li>○ Cannot do at all</li> <li>○ I don't want to answer</li> <li>○ I don't know</li> </ul>
18	In general, how would you rate the level of safety and security of the community in which you currently live?	<ul style="list-style-type: none"> <li>○ Completely safe</li> <li>○ Moderately safe</li> <li>○ Moderately unsafe</li> <li>○ Completely unsafe</li> </ul>
19	Would you feel comfortable to get help from a local authority in the event that your household experienced an issue?	<ul style="list-style-type: none"> <li>○ Yes</li> <li>○ No</li> <li>○ I don't know</li> </ul>
20	Could you name and rank all sources of income for your household over the past three months, from the most to the least important? (start with 1 for the most important)	<p>Rank all answers, with 1 being the most important source of income:</p> <ul style="list-style-type: none"> <li>○ Paid job public sector</li> <li>○ Private sector worker</li> <li>○ Agriculture/farming/herd animal raising on own land</li> <li>○ Agriculture/farming/herd animal raising on others' land</li> <li>○ Own business</li> <li>○ Informal commerce or inconsistent daily labour</li> <li>○ Savings</li> <li>○ Borrowing money from friends or family</li> <li>○ Borrowing money from institution or bank</li> <li>○ Income from rent of house or land</li> <li>○ Money from family/friends inside Iraq</li> <li>○ Money from family/friends abroad</li> <li>○ Cash/grants or other forms of aid from national institutions (include churches, charities)</li> <li>○ Cash/grants or other forms of aid from international institutions (include churches, charities)</li> <li>○ Government assistance, including Compensation</li> <li>○ Pension</li> <li>○ Other (specify)</li> <li>○ No source of income</li> </ul>



21	Do you consider the financial situation of your household to be better off now than before displacement?	<ul style="list-style-type: none"> <li>o Better</li> <li>o The same</li> <li>o Worse</li> </ul>
22	Is your household registered with MoMD?	<ul style="list-style-type: none"> <li>o Yes</li> <li>o No</li> <li>o I don't know</li> </ul>
23	Has your household received any type of assistance (food, PDS, non-food items) from government, organization, church etc in the last three months?	<ul style="list-style-type: none"> <li>o Yes</li> <li>o No</li> <li>o I don't know</li> </ul>
24	In the past 6 months, have you or someone you know encountered cases of unfair treatment due to being an IDP?	<ul style="list-style-type: none"> <li>o Yes</li> <li>o No</li> <li>o I don't know</li> <li>o I don't want to answer</li> </ul>
24.1	If yes, in what sphere?	<ul style="list-style-type: none"> <li>o Housing</li> <li>o Employment</li> <li>o Education services</li> <li>o Health services</li> <li>o Political representation</li> <li>o Other</li> </ul>
25	<p>Imagine for a moment that your household inherit a large sum of money. Please rank the three main items your household would use this money for (starting with 1 for the most important)</p> <p><i>Note: enumerators that they can suggest 3,000 USD if asked</i></p>	<ul style="list-style-type: none"> <li>o Food</li> <li>o Clothing</li> <li>o Medical care</li> <li>o Education</li> <li>o Shelter - pay for new shelter</li> <li>o Repairing my house of current residence</li> <li>o Repairing house in area of origin</li> <li>o Transport</li> <li>o Commercial or livelihood activity</li> <li>o Supporting extended family</li> <li>o Repaying debts</li> <li>o Assisting others</li> <li>o Investment</li> <li>o Other (specify)</li> </ul>
26	<p>Has your household been able to meet basic needs in the past 3 months?</p> <p><i>Note: basic needs as access to housing, healthcare, education, food and water</i></p>	<ul style="list-style-type: none"> <li>o Yes</li> <li>o No</li> </ul>
27	What type of housing does your household currently live in?	<ul style="list-style-type: none"> <li>o Rented single family house</li> <li>o Rented multiple family house</li> <li>o Owned single family house</li> <li>o Owned multiple family house</li> <li>o Living with other family members (not paying rent or owning house)</li> <li>o Other (specify)</li> </ul>
28	Is any member of your household in need of any personal documentation (document is missing and unable to obtain)?	<ul style="list-style-type: none"> <li>o Yes</li> <li>o No</li> <li>o I don't know</li> </ul>
28.1	If yes, list the documents that are missing (select multiple)	<ul style="list-style-type: none"> <li>o National ID</li> <li>o Proof of nationality</li> <li>o Marriage certificate</li> <li>o Birth certificate</li> <li>o Residential card</li> <li>o PDS card</li> <li>o MoMD registration</li> <li>o Death certificate</li> <li>o House ownership documents</li> <li>o Others (specify)</li> </ul>

29	Did any member of the household vote in the 12 May 2018 Elections?	<ul style="list-style-type: none"> <li>o Yes</li> <li>o No</li> <li>o I don't know</li> <li>o I don't want to answer</li> </ul>
29.1	If not, what is the main reason (select one):	<ul style="list-style-type: none"> <li>o Did not receive biometric card</li> <li>o Unable to apply for biometric card</li> <li>o No interest or faith in the political system</li> <li>o Unable to travel to voting location</li> <li>o Other (specify)</li> </ul>
30	How much do you feel welcomed or accepted in your current community?	<ul style="list-style-type: none"> <li>o A lot</li> <li>o Moderately</li> <li>o A little</li> <li>o Not at all</li> </ul>
31	<p>I'd like to talk to you about restitution and compensation processes overseen by the Central Committee for Compensating the Affected (CCCA):</p> <p>Are you aware of the existence of the compensation committees established by the government to compensate for the loss of property, death or absence of family members, and career and education disruptions?</p>	<ul style="list-style-type: none"> <li>o Yes</li> <li>o No</li> <li>o I don't know</li> <li>o I don't want to answer</li> </ul>
31.1	Have you applied to or accessed any restitution and compensation mechanisms?	<ul style="list-style-type: none"> <li>o Yes</li> <li>o No</li> <li>o I don't know</li> <li>o I don't want to answer</li> </ul>
32	List up to three of the most important things you have here that you would not have or would not be as good in your area of origin?	<ul style="list-style-type: none"> <li>o Money/financial resources/a job/means of livelihood generation</li> <li>o Affordable cost of living</li> <li>o Relatives or friends that can offer support</li> <li>o A better house</li> <li>o Good security situation</li> <li>o No restrictions of freedom of movement, internal movement</li> <li>o Functioning schools</li> <li>o Functioning healthcare services</li> <li>o Freedom to voice my political opinion/participate in political life</li> <li>o Psychosocial care</li> <li>o Support reconciling with the community</li> <li>o Other (specify)</li> </ul>
33	Have you at any time since your first displacement tried to return to your area of origin but were not able to stay?	<ul style="list-style-type: none"> <li>o Yes, once</li> <li>o Yes, more than once</li> <li>o No</li> </ul>
33.1	If yes, why did your HH attempt return and displace again? (select multiple)	<ul style="list-style-type: none"> <li>o The area of return is insecure/unsafe</li> <li>o Residence/Home severely damaged or completely destroyed</li> <li>o Residence/Home currently occupied by someone else</li> <li>o No job opportunities in return area</li> <li>o No financial means to remain in return area</li> <li>o Lack of public services</li> <li>o Distress or psychosocial difficulties linked to return</li> <li>o We did not feel welcome</li> <li>o Other (please specify)</li> </ul>
34	Would you say you have enough information about your location of origin to take a decision on whether to return or not?	<ul style="list-style-type: none"> <li>o Yes</li> <li>o No</li> <li>o I don't know</li> </ul>
34.1	If no, why do you feel that you do not have enough information?	<ul style="list-style-type: none"> <li>o We cannot access information</li> <li>o We don't know where to look for information</li> <li>o We do not trust the information we receive</li> <li>o No friends/family/community members can provide information on the area</li> <li>o Other (specify)</li> </ul>

35	Imagine for a moment that you faced no obstacles to return or to remain in the current location: what would be your household's preferred place to live in the future?	<ul style="list-style-type: none"> <li>Return to place of origin</li> <li>Stay where we are</li> <li>Move to a third place in Iraq</li> <li>Move abroad</li> <li>Do not know/waiting to decide</li> <li>Other (specify)</li> </ul>
35.1	If "move abroad", which country?	Select country
35.2	If "return to place of origin", do you want to return to the same place as you mentioned in Q11?	<ul style="list-style-type: none"> <li>Yes</li> <li>No</li> </ul>
35.2.1	If "yes", where do you want to return?	Select governorate Select district Select subdistrict
35.3	If "return to place of origin", has your household made concrete plans or taken any steps to begin the process of returning?  <i>Note: examples of plan include booking transportation, going to visit area of origin, etc</i>	<ul style="list-style-type: none"> <li>Yes</li> <li>No</li> <li>Do not know</li> </ul>
35.3.1	If yes, what actions have you taken?	<ul style="list-style-type: none"> <li>Gone to check conditions at location</li> <li>Booking transportation</li> <li>Arranged accommodation</li> <li>Made arrangements with family/friends/community members</li> <li>Arranged job in location</li> <li>Other (specify)</li> </ul>
35.3.2	If yes, when do you see yourselves returning?	<ul style="list-style-type: none"> <li>Within next 3 months</li> <li>In 3-6 months</li> <li>6-12 months</li> <li>1-2 years</li> <li>Longer than 2 years</li> <li>Don't yet know</li> </ul>
35.3.3	If yes, what reasons/obstacles do you see preventing/delaying your return, if any? Please rank in order of significance, with 1 being the most important reason (select all that apply, not reading options)	<ul style="list-style-type: none"> <li>Stable security situation in current location</li> <li>Economic opportunities in current location</li> <li>HH members in school in current location</li> <li>Living conditions better in current location</li> <li>No housing in AoO</li> <li>Unstable security situation on AoO</li> <li>Lack of economic opportunities in AoO</li> <li>Fear or trauma associated with return</li> <li>basic services unavailable/not adequate in AoO</li> <li>Tribal and reconciliation issues</li> <li>Prevented from returning to AoO</li> <li>Issues regarding access documents, security clearance</li> <li>No transportation available for return</li> <li>Health condition prevents HH from returning</li> <li>No financial means to return</li> <li>Other (specify)</li> </ul>

35.3.4	If no, why are you not planning to return? Please rank in order of significance, with 1 being the most important reason (select all that apply, not reading options)	<ul style="list-style-type: none"> <li>o Stable security situation in current location</li> <li>o Economic opportunities in current location</li> <li>o HH members in school in current location</li> <li>o Living conditions better in current location</li> <li>o No housing in AoO</li> <li>o Unstable security situation on AoO</li> <li>o Lack of economic opportunities in AoO</li> <li>o Fear or trauma associated with return</li> <li>o Basic services unavailable/not adequate in AoO</li> <li>o Tribal and reconciliation issues</li> <li>o Prevented from returning to AoO</li> <li>o Issues regarding access documents, security clearance</li> <li>o No transportation available for return</li> <li>o Health condition prevents HH from returning</li> <li>o No financial means to return</li> <li>o Other (specify)</li> </ul>
35.3.5	If no, give the one most important factor that would need to be addressed to enable you to return to your area of origin	<ul style="list-style-type: none"> <li>o Money</li> <li>o Employment</li> <li>o Relatives or friends in that location</li> <li>o A house/residence (if you have one that is not habitable select "Assistance to repair own house")</li> <li>o Assistance to repair own house</li> <li>o Good security situation</li> <li>o No restrictions on freedom of movement</li> <li>o Accurate information about the place</li> <li>o Functioning schools</li> <li>o Functioning healthcare services</li> <li>o Psychosocial care</li> <li>o Support reconciling with the community</li> <li>o Other (specify)</li> </ul>
35.3.6	If no, if the factor you just mentioned was solved, would that be sufficient for you to return?	<ul style="list-style-type: none"> <li>o Yes</li> <li>o No</li> </ul>
35.3.6.1	If no, what else would you need to facilitate your return?	<ul style="list-style-type: none"> <li>o Money</li> <li>o Employment</li> <li>o Relatives or friends in that location</li> <li>o A house/residence (if you have one that is not habitable select 'repair house')</li> <li>o Assistance to repair own house</li> <li>o Good security situation</li> <li>o No restrictions on freedom of movement</li> <li>o Accurate information about the place</li> <li>o Functioning schools</li> <li>o Functioning healthcare services</li> <li>o Psychosocial care</li> <li>o Support reconciling with the community</li> <li>o Other (specify)</li> </ul>
36.	Do you know of any friends/family/community members that have successfully returned to your area of origin?	<ul style="list-style-type: none"> <li>o Yes</li> <li>o No</li> </ul>
37	What type of housing did you have in your area of origin?	<ul style="list-style-type: none"> <li>o Rented single family house</li> <li>o Rented multiple family house</li> <li>o Owned single family house</li> <li>o Owned multiple family house</li> <li>o Living with other family members (not paying rent or owning house)</li> <li>o Other (specify)</li> </ul>

37.1	If owned, where are your proof of ownership documents?	<ul style="list-style-type: none"> <li>o Physically with me</li> <li>o Not with me but in a secure place</li> <li>o Lost or destroyed</li> <li>o Stolen or confiscated</li> <li>o Do not know</li> <li>o We never had any</li> </ul>
37.2	If owned, do you know the condition of the building now?	<ul style="list-style-type: none"> <li>o Completely destroyed - not habitable</li> <li>o Partially destroyed/damaged - not habitable</li> <li>o Damaged but still habitable</li> <li>o Unharmed</li> <li>o Do not know</li> </ul>
37.2.1	If destroyed/damaged, do you know if there are plans for reconstruction?	<ul style="list-style-type: none"> <li>o Yes, my household is making plans</li> <li>o Yes, the government or an organisation is making plans</li> <li>o No</li> <li>o I don't know</li> </ul>
37.2.2	If habitable, is there someone currently living in the house?	<ul style="list-style-type: none"> <li>o No</li> <li>o Yes</li> <li>o Do not know</li> </ul>
37.2.2.1	If yes, who?	<ul style="list-style-type: none"> <li>o Own family members</li> <li>o People renting</li> <li>o Some people are staying illegally</li> <li>o Other (specify)</li> </ul>
38	Are you prepared to provide your details so that we can contact you by telephone if we need to follow up on some questions?	<ul style="list-style-type: none"> <li>o Yes</li> <li>o No</li> </ul>
38.1	Name	Text
38.2	Telephone number	Number
39	END: Thank you very much for you time and effort in completing this questionnaire. We are grateful. Is there anything else you would like me to know, or that is important you tell me?	Comments (text)